

ELECTRIC SERIES SCISSOR LIFTS

# SC10H(SC2645H)/SC12H(SC3345H)/SC14H(SC3945H)

Complies with ISO/CE/ANSI/KCS/EAC standards

## PRODUCT HIGHLIGHTS

### Reduced maintenance costs

- Lower cost of ownership with highly versatile parts and components
- Rapid, convenient transportation with forklift slot and Lifting hole
- Double-door design for easy maintenance

### Efficient and environmentally friendly

- Higher work efficiency
- Environmental protection, zero emissions
- Folding guardrails for easy transport

### Reliable performance

- Equipped with emergency descent system to ensure the personal safety of operators
- The pothole protection reporting and horizontal protection system guarantee safety of operation



### Standard features

Proportional controls	Emergency lowering system	Work schedule
Self-lock gate on platform	Emergency stop button	Safety brackets
Unidirectional extended platform	Tubing explosion system	Forklift pockets
Full travel	Fault diagnosis system	Charger protection
Non-marking tyres	Tilt protection system	Flashing beacon
Hydraulic motor drive	All Motion Alarm	Folding guardrails
Automatic brakes system	Horn	Automatic pothole protection

### Optional features

Overload sensor	Platform work lights	Maintenance-free battery
AC power on the platform	Airline to the Platform	

**NOBLELIFT**

[www.noblelift.com](http://www.noblelift.com)

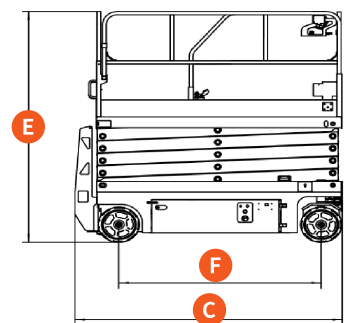
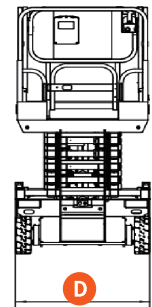
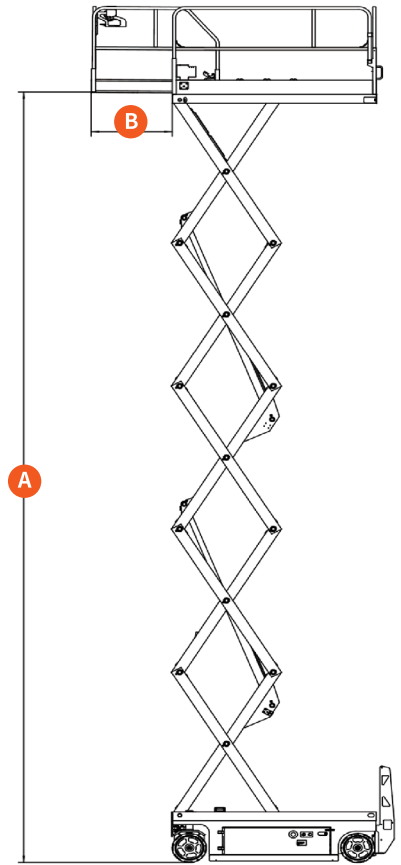
**NOBLELIFT INTELLIGENT EQUIPMENT CO., LTD.**

ELECTRIC SERIES SCISSOR LIFTS

# SC10H(SC2645H)/SC12H(SC3345H)/SC14H(SC3945H)

Complies with ISO/CE/ANSI/KCS/EAC standards

Model	SC10H(SC2645H)	SC12H(SC3345H)	SC14H(SC3945H)
<b>Dimensions</b>			
Max Working Height	10m(32'10")	12m(39'5")	13.8m(45'3")
A Max Platform Height	8m(26'3")	10m(32'10")	11.8m(38'9")
B Max Horizontal Extension	0.9m(3')	0.9m(3')	0.9m(3')
C Length-Stowed	2.48m(8'2")	2.48m(8'2")	2.48m(8'2")
D Width-Stowed	1.15m(3'9")	1.15m(3'9")	1.15m(3'9")
E Height-stowed (Rail Folded)	1.78m(5'10")	1.92m(6'4")	2.04m(6'8")
E Height-stowed (Rail Unfolded)	2.32m(7'7")	2.44m(8')	2.58m(8'6")
F Wheelbase	1.87m(6'2")	1.87m(6'2")	1.87m(6'2")
Ground Clearance (Pothole Guard Stowed)	0.10m(4")	0.10m(4")	0.10m(4")
Ground Clearance (Pothole Guard Deployed)	0.019m(0.7")	0.019m(0.7")	0.019m(0.7")
Platform Dimensions(LxWxH)	2.27x1.12mx1.1m (7'5"x3'8"x3'7")	2.27x1.12mx1.1m (7'5"x3'8"x3'7")	2.27x1.12mx1.1m (7'5"x3'8"x3'7")
<b>Performance</b>			
Platform Allowable Occupants (Indoors/Outdoors)	2persons/1person	2persons/1person	2persons
Platform Capacity	450kg(1000 lbs)	320kg(700 lbs)	320kg(700 lbs)
Drive Speed-Stowed	3.2 km/h(2 mph)	3.2 km/h(2 mph)	3.2 km/h(2 mph)
Drive Speed-Raised	0.8 km/h(0.5 mph)	0.8 km/h(0.5 mph)	0.8 km/h(0.5 mph)
Elevation Time(Unloaded)	27sec	48sec	50sec
Descent Time(Unloaded)	36sec	48sec	50sec
Gradeability	25%	25%	25%
TurningRadius(Inside/Outside)	0/2.5m(0/8'2")	0/2.5m(0/8'2")	0/2.5m(0/8'2")
Tilt Rating (Front to Back/Side to Side)	3°/1.5°	3°/1.5°	3°/1.5°
Tire Spec/Type	381x127mm(15x5")/solid	381x127mm(15x5")/solid	381x127mm(15x5")/solid
<b>Power</b>			
Batteries	4 x 6V/225Ah	4 x 6V/225Ah	4 x 12V/300Ah
Power Source	24V DC	24V DC	24V DC
Drive Mode	Hydraulic motor, front-wheel	Hydraulic motor, front-wheel	Hydraulic motor, front-wheel
Charger Input	100~240V AC	100~240V AC	100~240V AC
Charger Output	30A	30A	30A
Hydraulic Tank Capacity	20L(4.4gal(UK) / 5.3gal(US))	20L(4.4gal(UK) / 5.3gal(US))	20L(4.4gal(UK) / 5.3gal(US))
<b>Weight</b>			
Weight(Indoor & Outdoor)	2655kg(5853 lbs)	2990kg (6592 lbs)	3210kg(7077 lbs)



**Standards Compliance**

**ISO/CE/ANSI/ KCS/EAC**

We reserve the right to make specification changes without notification. The above represents the current specifications at time of publication. 05.2024

Add:528 Changzhou Road, Taihu Sub-district, Changxing, Zhejiang 313100 China

Tel:86-572-6210817 6210311

Fax:86-572-6210777 6128612