

Print Number:

Print Date:

NOBLELIFT

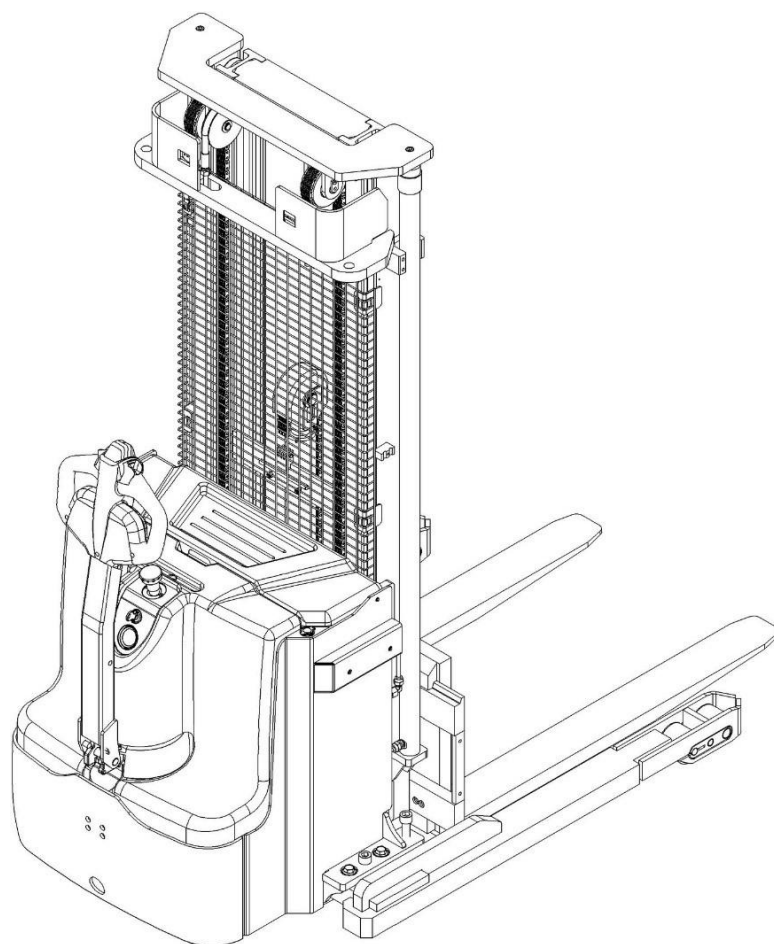


Scan QR Code for More

Electric Pallet Stacker PS16TSL

PARTS MANUAL

534846020106



Version: V06

Truck Identification Number From:

Parts Manual PS16TSL-PM06EN

Please order parts from authorized dealers of Noblelift Intelligent Equipment Co., LTD. In order to avoid wrong delivery, all the orders for spare parts should specify the following items:

- Truck model, identification number and manufacture year.
- Orders for spare parts of mast, hydraulic transmission unit, steering axle, motor, etc. shall indicate the manufacture number of these parts.
- Codes for Noblelift spare parts are shown in the table of parts manual. Please also pay attention to the description of supply status, order quantity, etc. (check the number listed in "Mark" column of the parts manual).

"Mark" Column:

The unmarked indicates the parts are in short supply cycle.

Number 1: supply as package. Indicating these that parts are small parts and seal parts, which are supplied in package unit and in short supply cycle.

Number 2: supply with constraints. Indicating that these spare parts are not in stock and will be prepared for production after receiving the order from customers, which are in long supply cycle.

Number 3: phasing-out supply. Indicating that these parts will be replaced by new parts due to technical improvements and the current stock will not be available when these parts run out. Please check the description of technical improvements notice.

Number 4: supply as assembly. Indicating that these parts are assembly parts defined by manufacture process, which cannot be supplied as a single part.

Number 5: check other tables.

This parts manual is the property of Noblelift and can be shared under the confidential agreement only, Noblelift has the right to claim for compensation of any unauthorized use. Copy without permission is not allowed. Figures in the manual are not limited by the original design. Noblelift Intelligent Equipment Co., LTD reserves the right to improve the products for continuous technology progress.

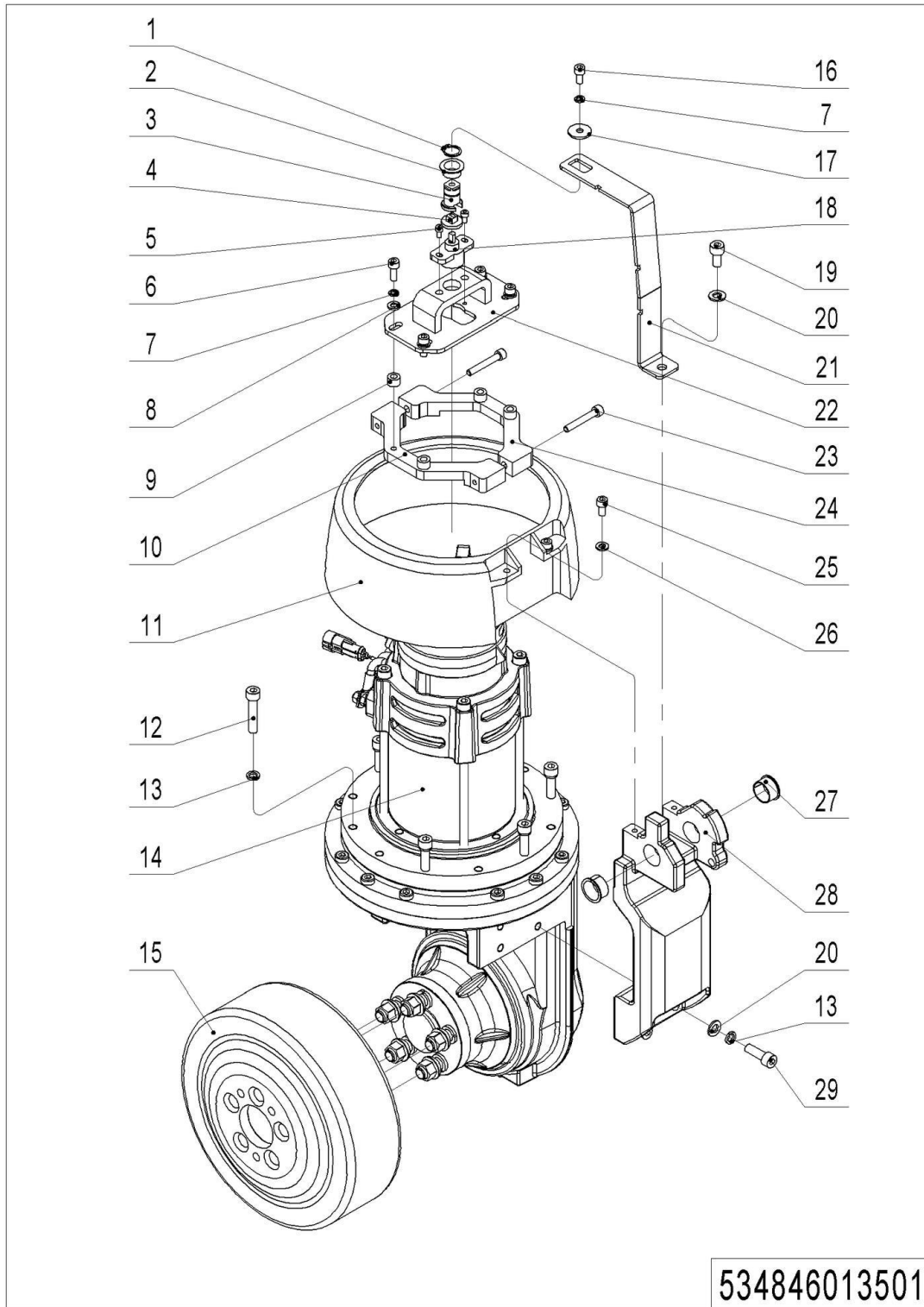
Table of Contents

Chapter 1: Drive System.....	5
01 Drive Unit (534846013501).....	5
02 Drive Assembly (535946013001).....	7
Chapter 2: Hydraulic System.....	9
01 Hydraulic Components (Double Mast) (534846024001)	9
02 Hydraulic Components (Double Mast,Side-shift) (534846024002).....	11
02 Hydraulic Components (Double Mast,Side-shift) (534846024002)Continuation.....	13
03 Hydraulic Components (TX+FFL) (534846024003)	15
04 Hydraulic Components (TX+FFL,Side-shift) (534846024004).....	17
04 Hydraulic Components (TX+FFL,Side-shift) (534846024004)Continuation.....	19
05 Hydraulic Components (TX) (534846024005).....	21
06 Hydraulic Unit (534746023501).....	23
07 Hydraulic Unit (534746023502).....	25
Chapter 3: Truck Frame	27
01 Chassis (534846021501).....	27
01 Chassis (534846021501)Continuation.....	29
02 Fork Carriage (534846038001)	31
Chapter 4: Mast System.....	33
01 Two-stage mast full free lift (534846043501)	33
01 Two-stage mast full free lift (534846043501)Continuation1	35
01 Two-stage mast full free lift (534846043501)Continuation2	37
02 Two-stage Mast Standard Lift (534846044001)	39
02 Two-stage Mast Standard Lift (534846044001)Continuation	41
03 Two-stage Mast Standard Lift (Side-shift) (534846044002).....	43
03 Two-stage Mast Standard Lift (Side-shift) (534846044002)Continuation1	45
03 Two-stage Mast Standard Lift (Side-shift) (534846044002)Continuation2	47
04 Triple Mast Full Free Lift (534846044501).....	49
04 Triple Mast Full Free Lift (534846044501)Continuation1	51
04 Triple Mast Full Free Lift (534846044501)Continuation2.....	53
04 Triple Mast Full Free Lift (534846044501)Continuation3.....	55
05 Triple Mast Full Free Lift (Side-shift) (534846044502)	57
05 Triple Mast Full Free Lift (Side-shift)(534846044502)Continuation1.....	59
05 Triple Mast Full Free Lift (Side-shift)(534846044502)Continuation2.....	61
05 Triple Mast Full Free Lift (Side-shift)(534846044502)Continuation3.....	63
06 Triple Mast Standard Lift (534846045001)	65
06 Triple Mast Standard Lift (534846045001)Continuation1	67
Chapter 5: Steering System, Braking System, Wheels	69
01 Tiller Unit (504446011001)	69
02 Tiller (505646010002)	71
03 Load Wheel(534746017001)	73
04 Caster(534846016501).....	75
Chapter 6: Electrical Parts	77

01 Wire Harness (534846033001)	77
02 Wire Harness (Side-shift)(534846033002)	79
03 Charger (534846036501)	81
04 Charger(Li) (534846036501)	83
05 Traction Battery (534746037001)	85
06 Traction Battery (Li) (534846037001)	87
07 Display Assembly (534846010001)	89
Chapter 7: Special Parts	91
01 Load Backrest (Optional) (534846040501)	91
02 Load Backrest (Side-shift,Optional) (216546040501)	93
03 Side-shifter (216546042501)	95
Chapter 8: Others	97
01 Label and Decal (EU) (534846047001)	97
02 Label and Decal (USA)(534846047003)	99
Appendix	101
01 Electrical Circuit Diagram (534846045501)	101
02 Electrical Circuit Diagram (Side-shift)(534846045502)	102
03 Electrical Circuit Diagram(Li) (534846045503)	103
04 Electrical Circuit Diagram (Side-shift,Li)(534846045502)	104
05 Hydraulic Circuit Diagram (534846045507)	105
06 Hydraulic Circuit Diagram (Side-shift)(534846045508)	106
07 Consumable Parts List	107

Chapter 1: Drive System

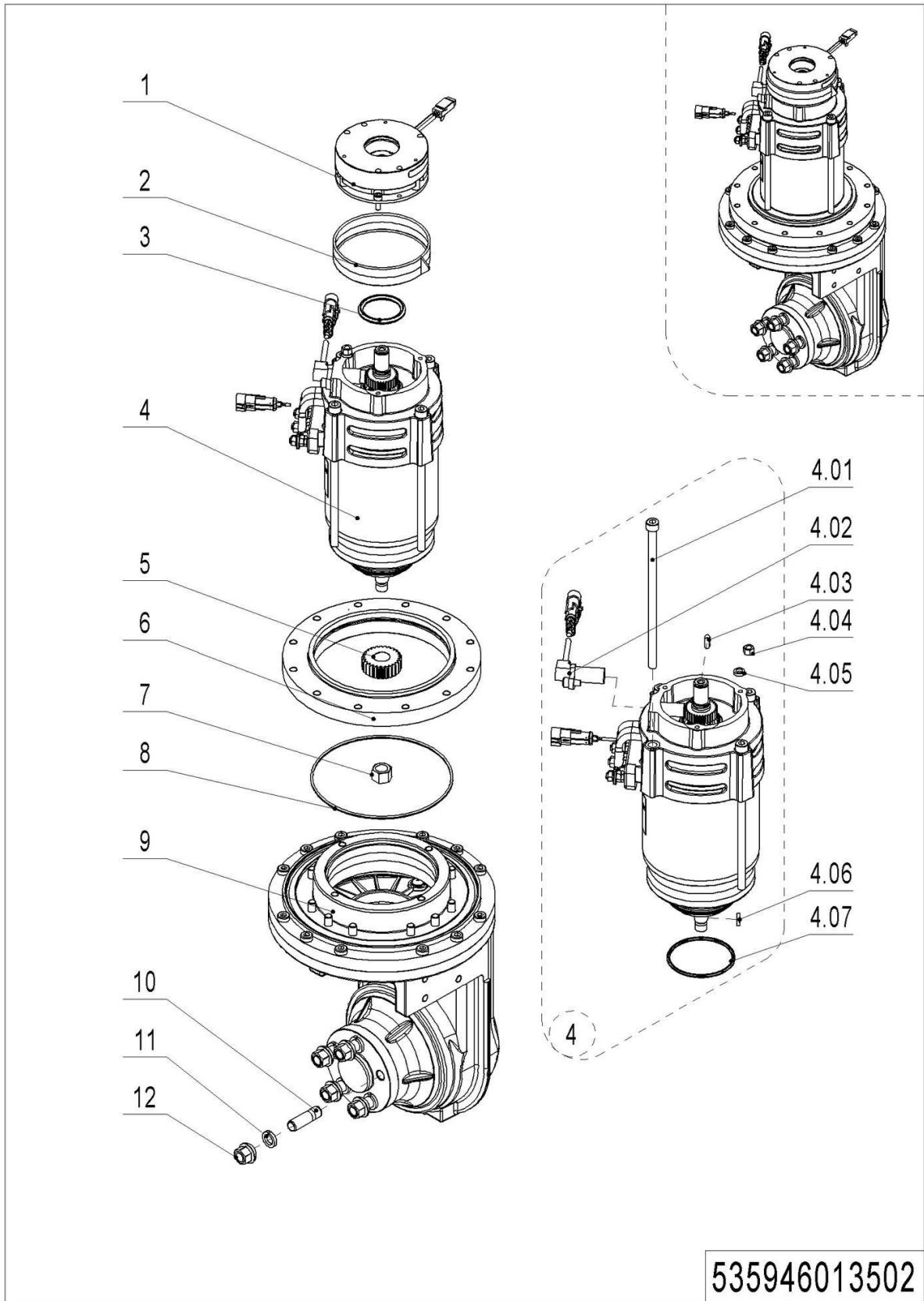
01 Drive Unit (534846013501)



01 Drive Unit (534846013501)

No.	Item Code	Mark	Item Description	Qty.	Substitute	Note
1	910401300006	1	Circlip	1		
2	940500200001	1	Bushing	1		
3	534813520001	2	Pin	1		
4	505631520003	2	Link Block	1		
5	910200200012	1	Screw	2		
6	910200200038	1	Screw	4		
7	910400500005	1	Spring Washer	5		
8	910400100005	1	Flat Washer	4		
9	534813520010	2	Spacer Bush	4		
10	534813520002	2	Fixing Plate	1		
11	534713520003	2	Protective Cover	1		
12	910200200061	1	Screw	6		
13	910400500006	1	Spring Washer	10		
14	940900400004		Drive Assembly	1		See 535946013001
15	940300400005		WheelΦ230x70	1		
16	910200200033	1	Screw	1		
17	534813520008	2	Washer	1		
18	921800200006		Potentiometer	1		
19	910200200055	1	Screw	1		
20	910400100006	1	Flat Washer	5		
21	534813520009	2	Rod	1		
22	534813510001	2	Mounting Base	1		
23	910200200041	1	Screw	2		
24	534813520003	2	Fixing Plate	1		
25	910200300017	1	Screw	2		
26	910400100005	1	Flat Washer	2		
27	940500200005	1	Bushing	2		
28	534813520000	2	Bracket	1		
29	910200200058	1	Screw	4		

02 Drive Assembly (535946013001)



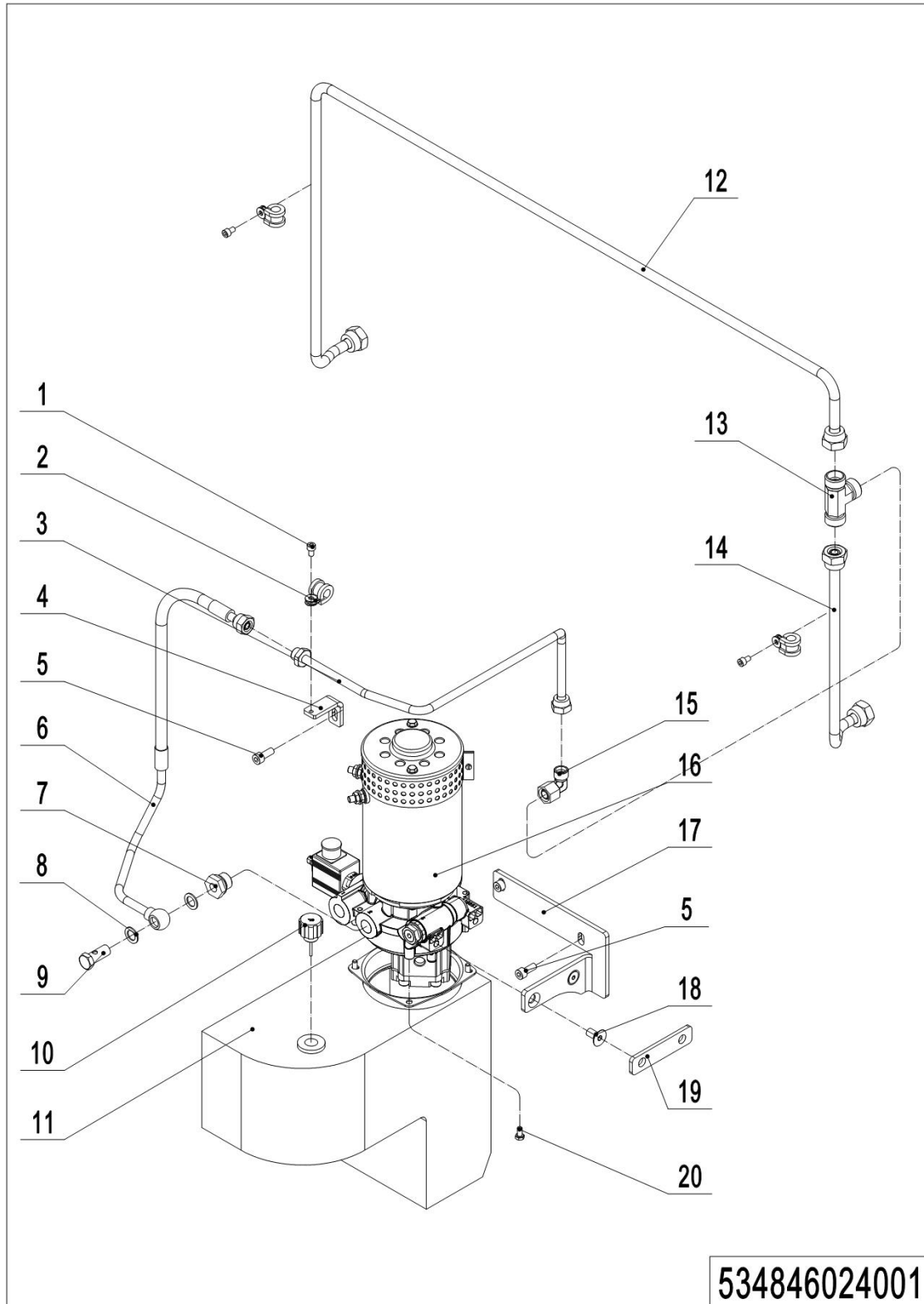
1= Supply as package. 2= Supply with constraints. 3= Phasing-out supply. 4= Supply as assembly. 5= Check other tables.

02 Drive Assembly(535946013001)

No.	Item Code	Mar	Item Description	Qty.	Substitute	Note
1	535998510001	2	Brake	1		
2	535998520001	2	Division Plate	1		
3	535998520000	2	Locating Ring	1		
4	535998510003	2	Motor	1		
4.01	535998520002	4	Screw	4		
4.02	535998510002	4	Sensor	1		
4.03	535998520005	4	Feather Key	1		
4.04	535998520003	4	Nut	1		
4.05	535998520004	4	Safety Element	1		
4.06	535998520006	4	Key	1		
4.07	535998520007	4	O-Ring	1		
5	535998520014	2	Gear	1		
6	535998520010	2	Plate	1		
7	535998520008	2	Nut	1		
8	535998520009	2	O-Ring	1		
9	535998510004	2	Gearbox Assembly	1		
10	535998520011	2	Bolt	5		
11	910400500008	2	Spring Washer	5		
12	535998520013	2	Nut	5		

Chapter 2: Hydraulic System

01 Hydraulic Components (Double Mast) (534846024001)

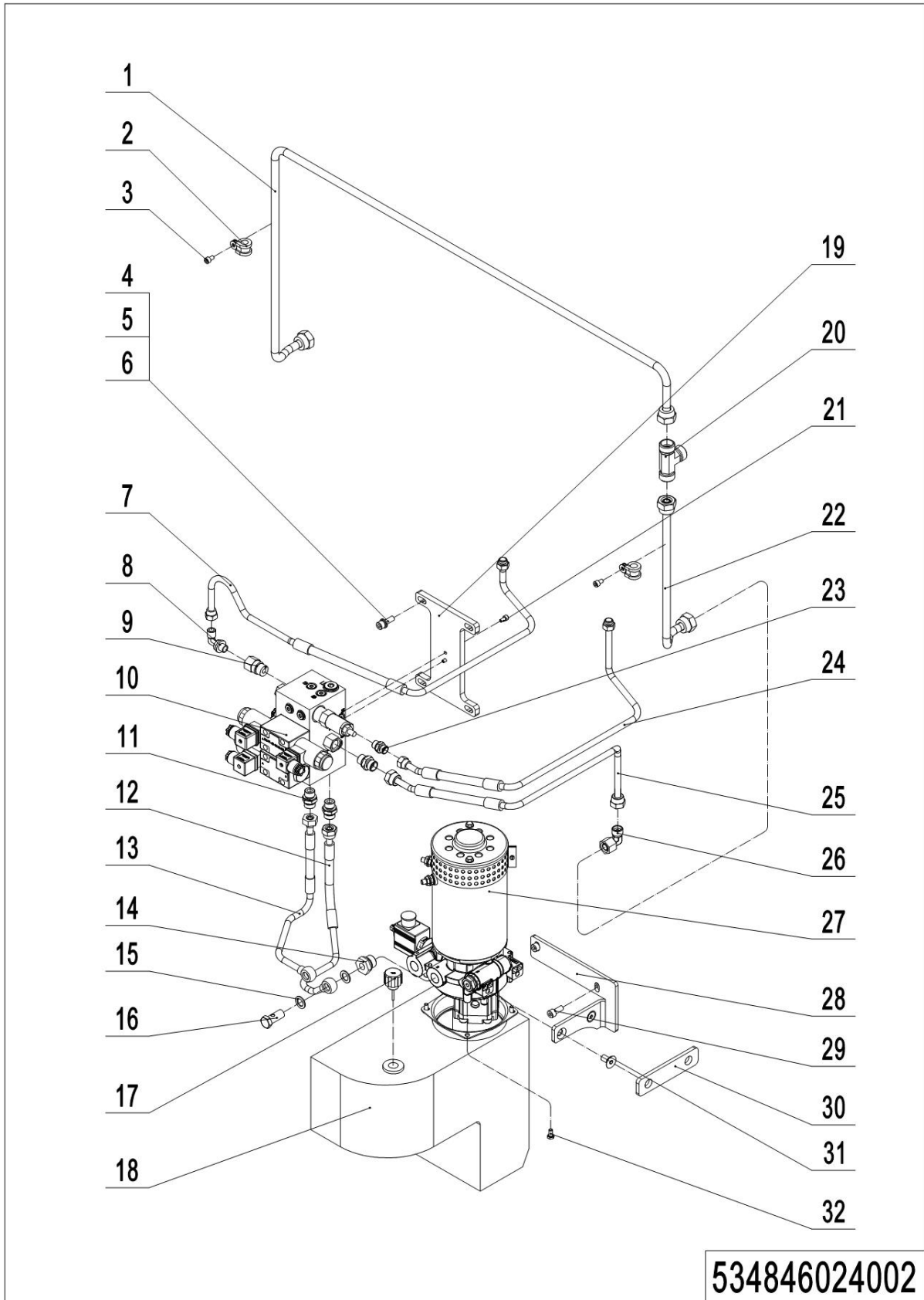


1= Supply as package. 2= Supply with constraints. 3= Phasing-out supply. 4= Supply as assembly. 5= Check other tables.

01 Hydraulic Components(Double Mast)(534846024001)

No.	Item Code	Mark	Item Description	Qty.	Substitute	Note
1	910200200035	1	Screw	3		
2	951000100001	1	Hose Clamp	3		
3	534824010006	2	Steel Tube	1		
4	534824020002	2	Fixing Plate	1		
5	910200200057	1	Screw	3		
6	534824010005	2	Hose	1		
7	950401200004		Joint	1		
8	910800900003	1	Bonded Washer	2		
9	911300300001		Hinge Bolt	1		
10	951100200001		Screw Plug	1		
11	534819010000	2	Tank	1		
12	534824010008	2	Steel Tube	1		
13	950400700002		Joint	1		
14	534724010007	2	Steel Tube	1		
15	950400200003		Joint	1		
16	-----		Pump Unit	1		Check534746023501
16	-----		Pump Unit	1		Check534746023502
17	534824020001	2	Fixing Plate	1		
18	910200400035	1	Screw	2		
19	534823520001		Subplate	1		Only VIBO
20	910100300009	1	Bolt	4		

02 Hydraulic Components (Double Mast,Side-shift) (534846024002)

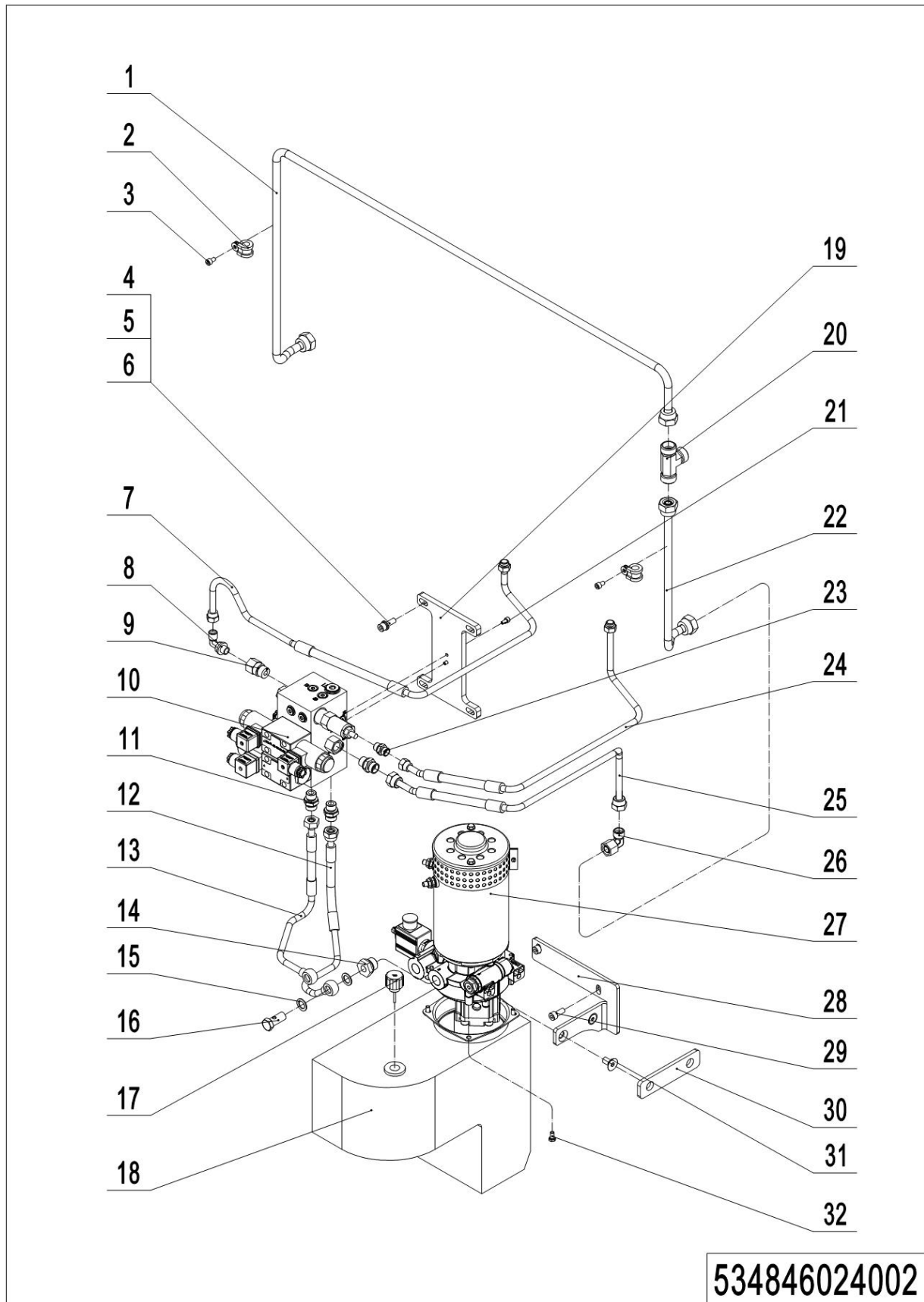


1= Supply as package. 2= Supply with constraints. 3= Phasing-out supply. 4= Supply as assembly. 5= Check other tables.

02 Hydraulic Components (Double Mast,Side-shift) (534846024002)

No.	Item Code	Mark	Item Description	Qty.	Substitute	Note
1	534824010008	2	Steel Tube	1		
2	951000100001	1	Hose Clamp	2		
3	910200200035	1	Screw	2		
4	910200200058	1	Screw	4		
5	910400100006	1	Flat Washer	4		
6	910400500006	1	Spring Washer	4		
7	534824010002	2	Hose	1		
8	950401100002		Joint	1		
9	950401200003		Joint	1		
10	950600100014	2	Hydraulic Valve	1		
11	950400300007		Joint	3		
12	534824010001	2	Hose	1		
13	534824010000	2	Hose	1		
14	950401200004		Joint	2		
15	910800900003	1	Bonded Washer	4		
16	911300300001	1	Hinge Bolt	2		
17	951100200001		Screw Plug	1		
18	534819010000	2	Tank	1		
19	534824020000	2	Mounting Plate	1		
20	950400700002		Joint	1		
21	910200200021	1	Screw	2		
22	534724010007	2	Steel Tube	1		
23	950400300004		Joint	1		
24	534824010003	2	Hose	1		
25	534824010004	2	Hose	1		
26	950400200003		Joint	1		
27	-----		Pump Unit	1		Check534746023501
27	-----		Pump Unit	1		Check534746023502
28	534824020001	2	Fixing Plate	1		

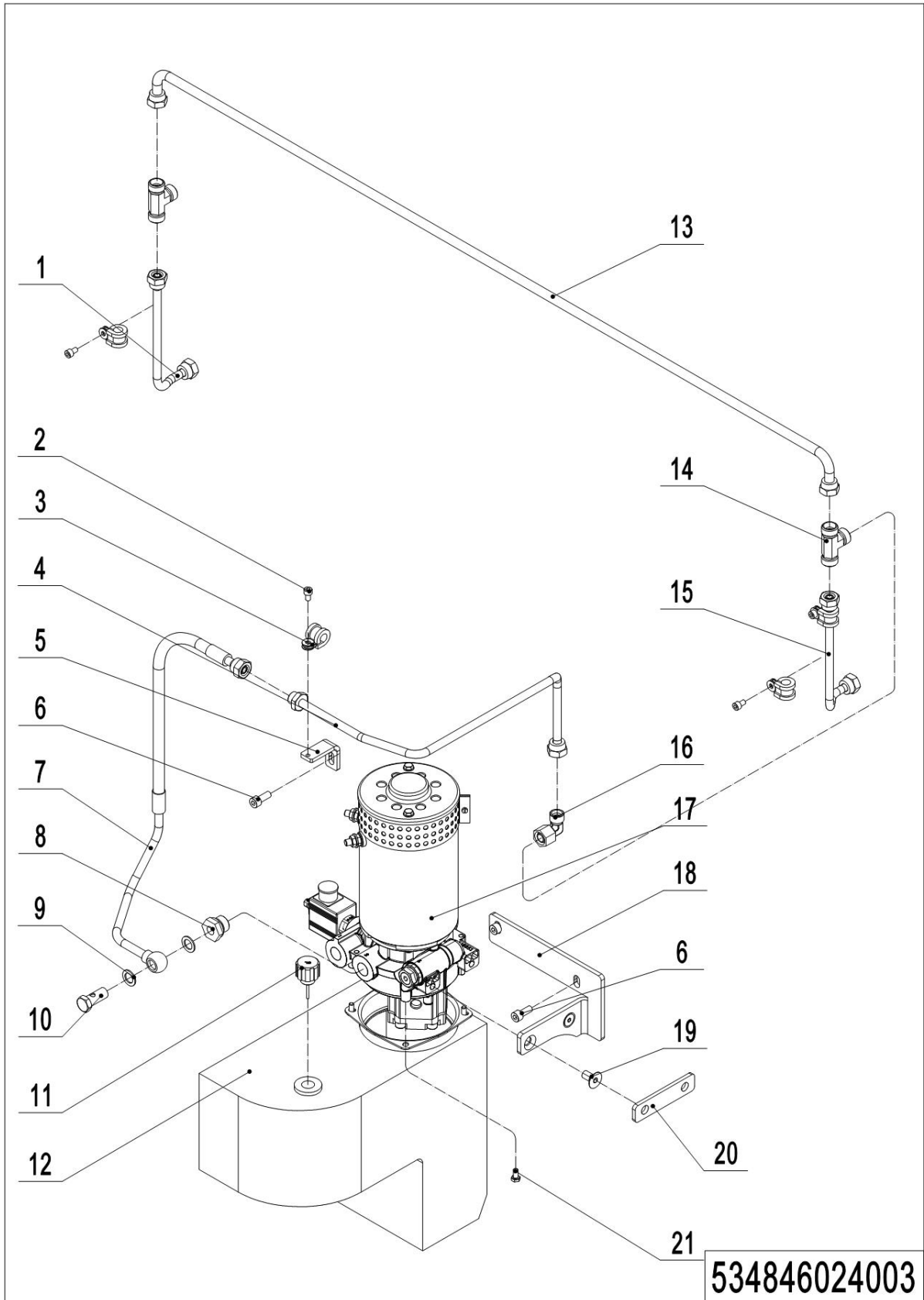
02 Hydraulic Components (Double Mast,Side-shift) (534846024002)Continuation



02 Hydraulic Components (Double Mast,Side-shift) (534846024002)Continuation

No.	Item Code	Mark	Item Description	Qty.	Substitute	Note
29	910200200057	1	Screw	2		
30	534823520001		Subplate	1		Only VIBO
31	910200400035	1	Screw	2		
32	910100300009	1	Bolt	4		

03 Hydraulic Components (TX+FFL) (534846024003)

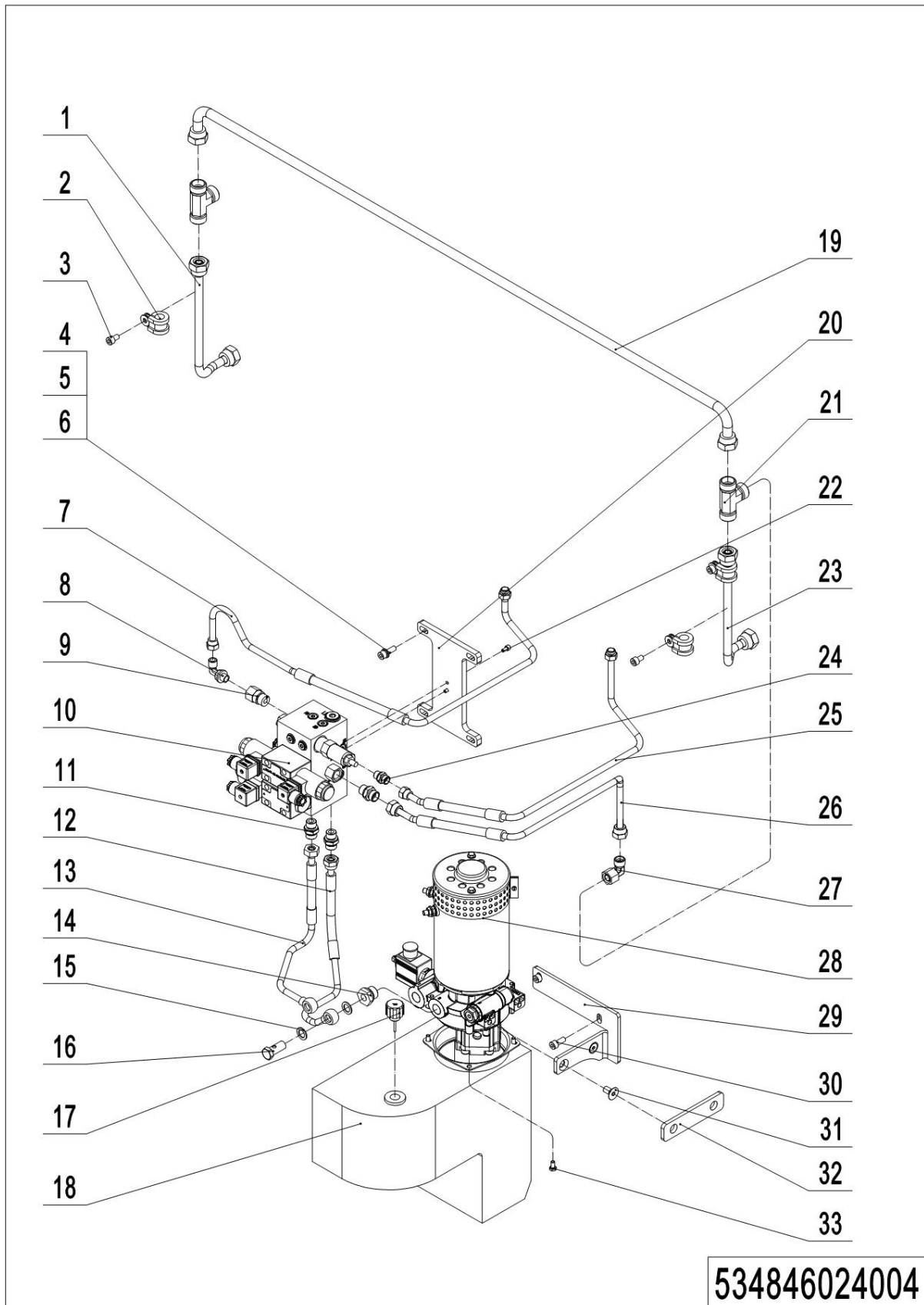


1= Supply as package. 2= Supply with constraints. 3= Phasing-out supply. 4= Supply as assembly. 5= Check other tables.

03 Hydraulic Components (TX+FFL) (534846024003)

No.	Item Code	Mark	Item Description	Qty.	Substitute	Note
1	534724010005	2	Steel Tube	1		
2	910200200035	1	Screw	3		
3	951000100001	1	Hose Clamp	3		
4	534824010006	2	Steel Tube	1		
5	534824020002	2	Fixing Plate	1		
6	910200200057	1	Screw	3		
7	534824010005	2	Hose	1		
8	950401200004		Joint	1		
9	910800900003	1	Bonded Washer	2		
10	911300300001		Hinge Bolt	1		
11	951100200001		Screw Plug	1		
12	534819010000	2	Tank	1		
13	534724010000	2	Steel Tube	1		
14	950400700002		Joint	2		
15	534724010006	2	Steel Tube	1		
16	950400200003		Joint	1		
17	-----		Pump Unit	1		Check534746023501
17	-----		Pump Unit	1		Check534746023502
18	534824020001	2	Fixing Plate	1		
19	910200400035	1	Screw	2		
20	534823520001		Subplate	1		Only VIBO
21	910100300009	1	Bolt	4		

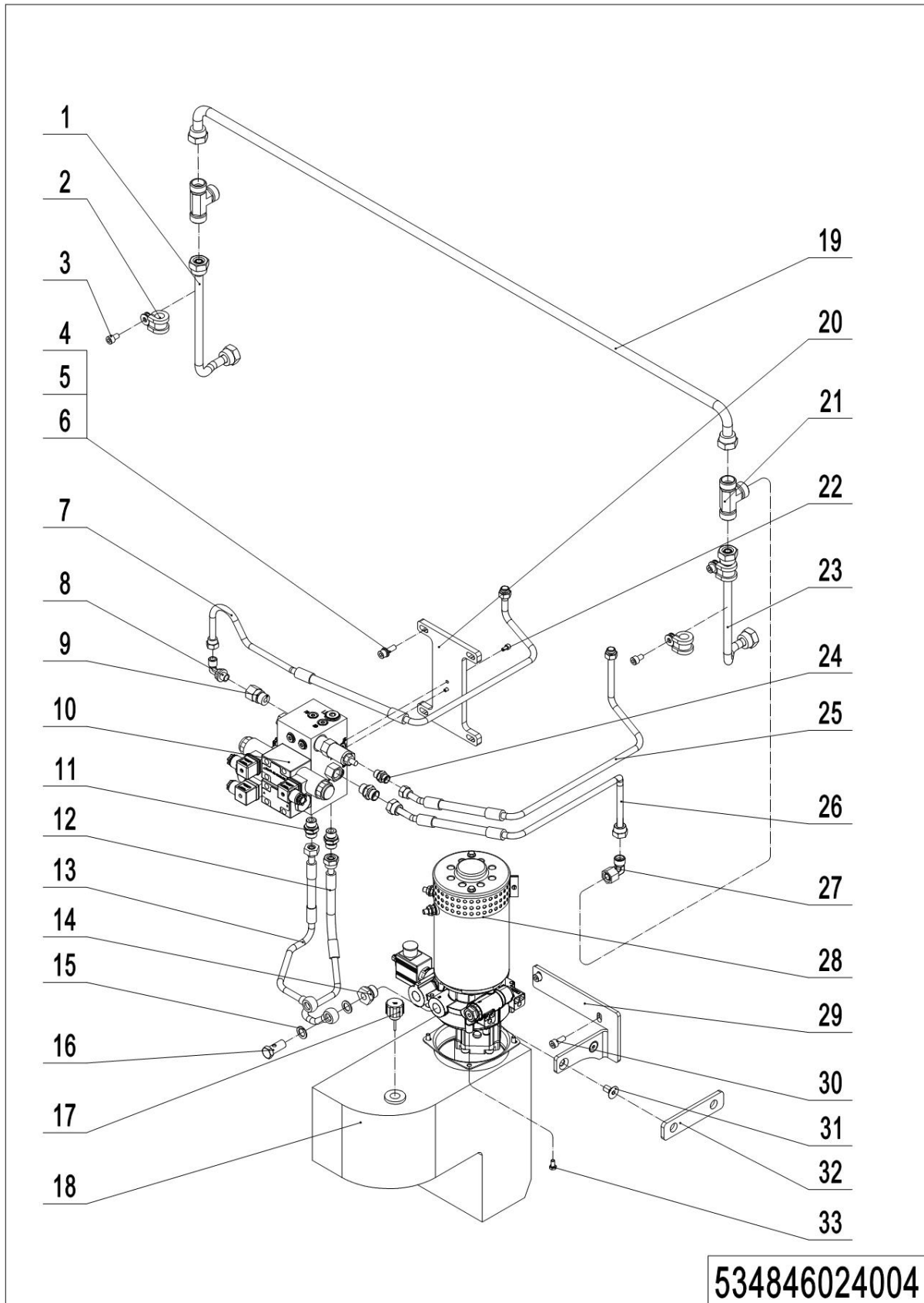
04 Hydraulic Components (TX+FFL,Side-shift) (534846024004)



04 Hydraulic Components (TX+FLL,Side-shift)(534846024004)

No.	Item Code	Mark	Item Description	Qty.	Substitute	Note
1	534724010005	2	Steel Tube	1		
2	951000100001	1	Hose Clamp	2		
3	910200200035	1	Screw	2		
4	910200200058	1	Screw	4		
5	910400100006	1	Flat Washer	4		
6	910400500006	1	Spring Washer	4		
7	534824010002	2	Hose	1		
8	950401100002		Joint	1		
9	950401200003		Joint	1		
10	950600100014	2	Hydraulic Valve	1		
11	950400300007		Joint	3		
12	534824010001	2	Hose	1		
13	534824010000	2	Hose	1		
14	950401200004		Joint	2		
15	910800900003	1	Bonded Washer	4		
16	911300300001		Hinge Bolt	2		
17	951100200001		Screw Plug	1		
18	534819010000	2	Tank	1		
19	534724010000	2	Steel Tube	1		
20	534824020000	2	Mounting Plate	1		
21	950400700002		Joint	2		
22	910200200021	1	Screw	2		
23	534724010006	2	Steel Tube	1		
24	950400300004		Joint	1		
25	534824010003	2	Hose	1		
26	534824010004	2	Hose	1		
27	950400200003		Joint	1		
28	-----	2	Pump Unit	1		Check534746023501
28	-----	2	Pump Unit	1		Check534746023502

04 Hydraulic Components (TX+FFL,Side-shift) (534846024004)Continuation

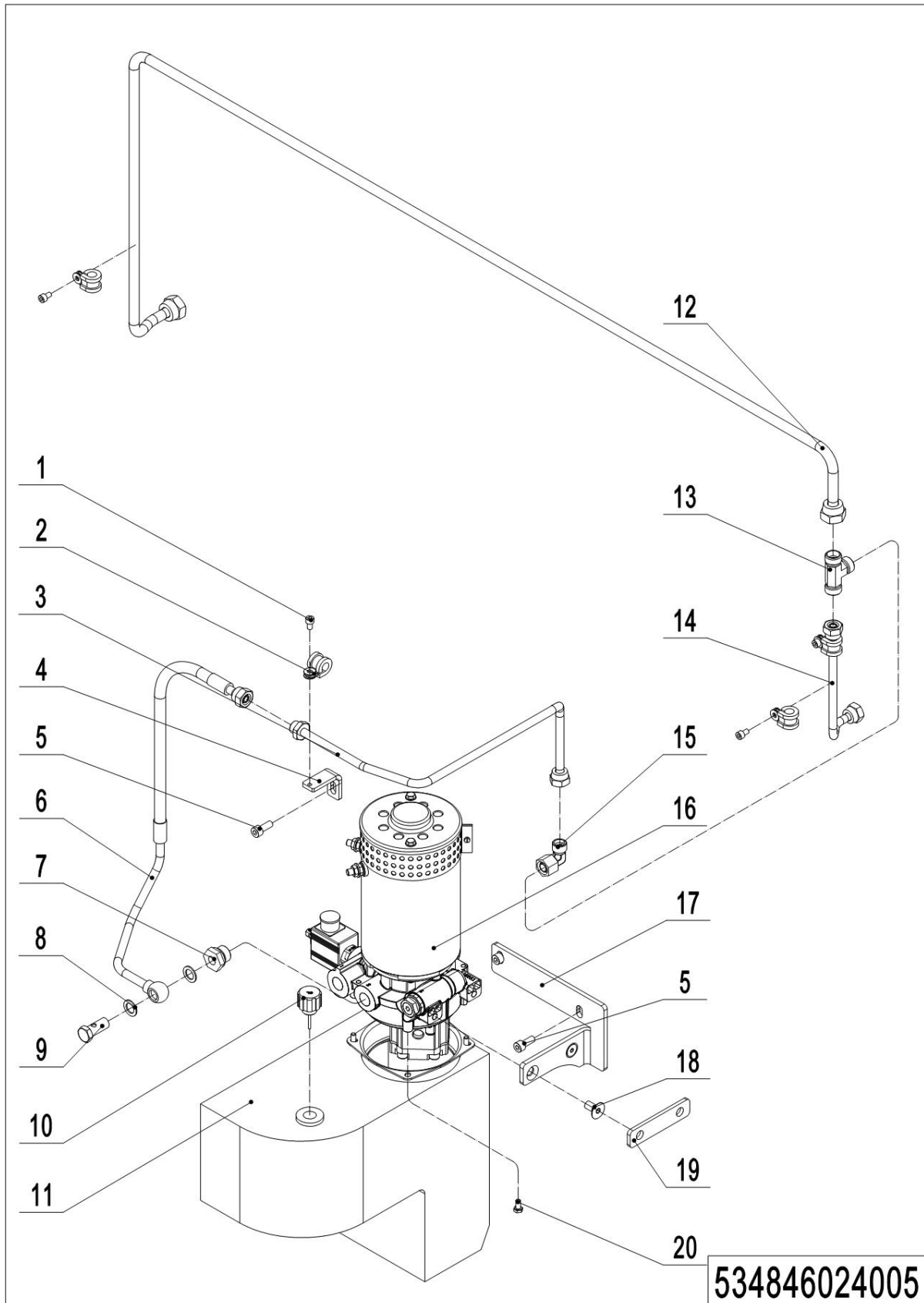


534846024004

04 Hydraulic Components (TX+FFL,Side-shift)(534846024004)Continuation

No.	Item Code	Mark	Item Description	Qty.	Substitute	Note
29	534824020001	2	Fixing Plate	1		
30	910200200057	1	Screw	2		
31	910200400035	1	Screw	2		
32	534823520001		Subplate	1		Only VIBO
33	910100300009	1	Bolt	4		

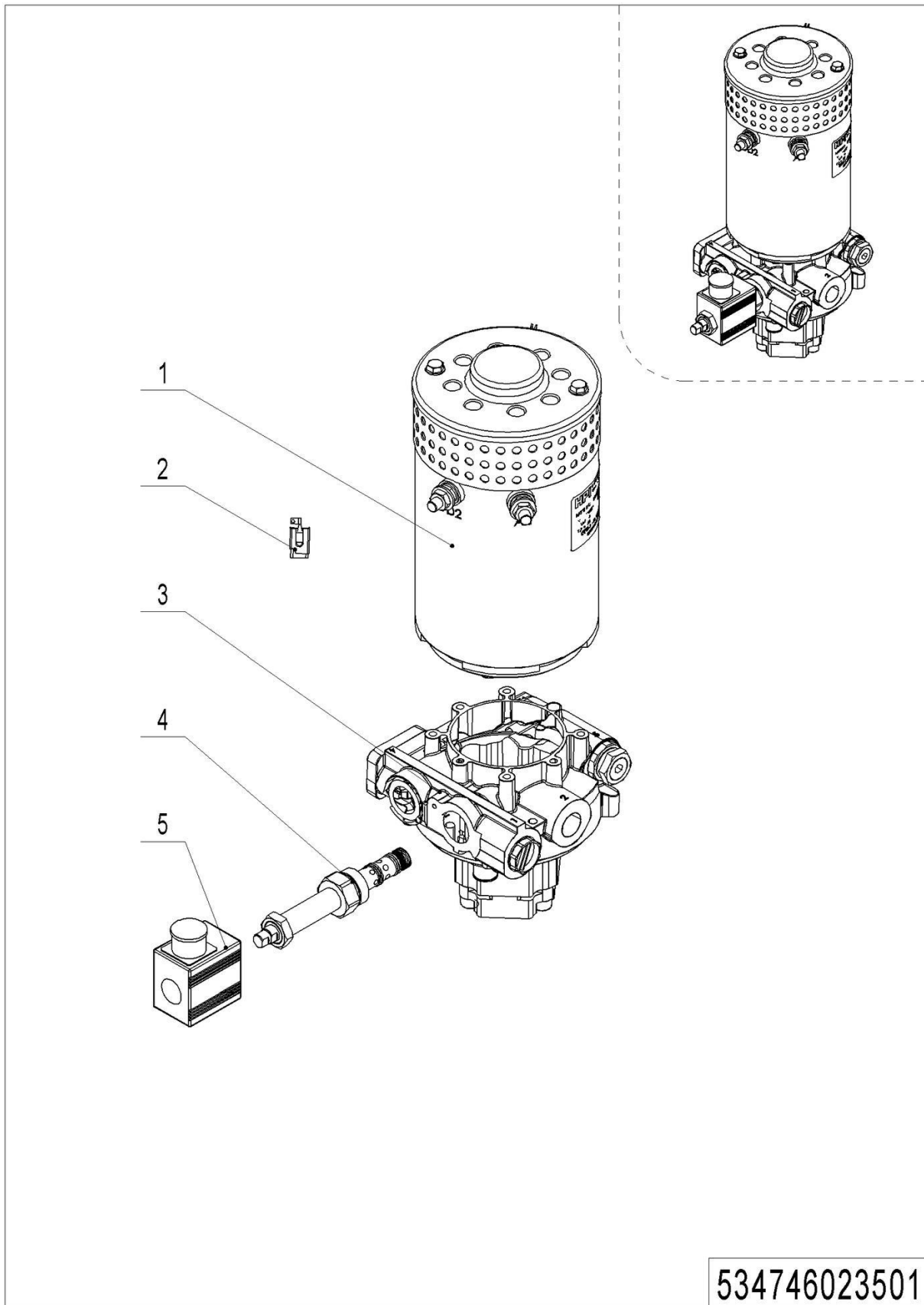
05 Hydraulic Components (TX) (534846024005)



1= Supply as package. 2= Supply with constraints. 3= Phasing-out supply. 4= Supply as assembly. 5= Check other tables.

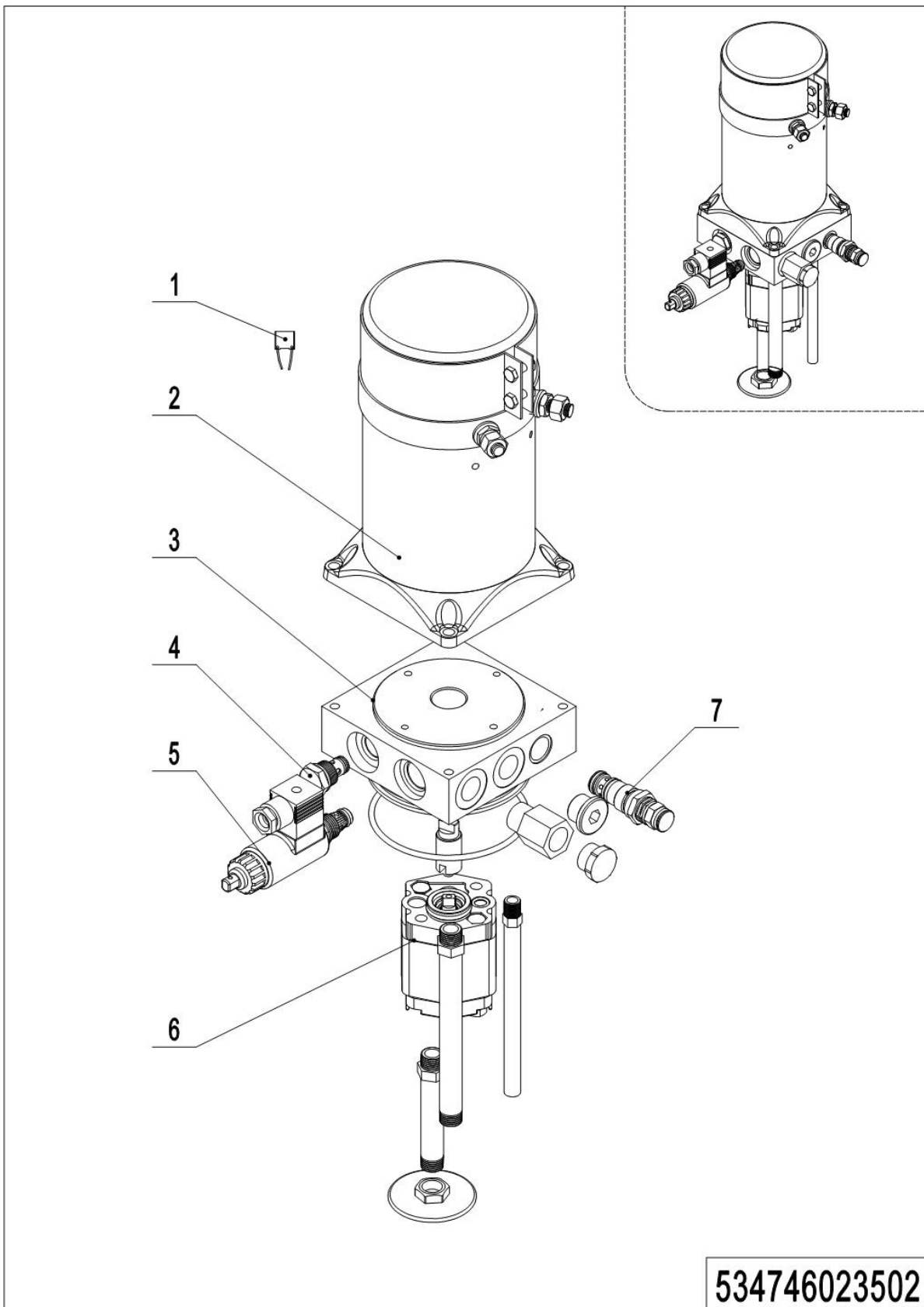
05 Hydraulic Components (TX) (534846024005)

No.	Item Code	Mark	Item Description	Qty.	Substitute	Note
1	910200200035	1	Screw	3		
2	951000100001	1	Hose Clamp	3		
3	534824010006	2	Steel Tube	1		
4	534824020002	2	Fixing Plate	1		
5	910200200057	1	Screw	3		
6	534824010005	2	Hose	1		
7	950401200004		Joint	1		
8	910800900003	1	Bonded Washer	2		
9	911300300001		Hinge Bolt	1		
10	951100200001		Screw Plug	1		
11	534819010000	2	Tank	1		
12	534824010007	2	Steel Tube	1		
13	950400700002		Joint	1		
14	534724010006	2	Steel Tube	1		
15	950400200003		Joint	1		
16	-----		Pump Unit	1		Check534746023501
16	-----		Pump Unit	1		Check534746023502
17	534824020001	2	Fixing Plate	1		
18	910200400035	1	Screw	2		
19	534823520001		Subplate	1		Only VIBO
20	910100300009	1	Bolt	4		

06 Hydraulic Unit (534746023501)

06 Hydraulic Unit(534746023501)

No.	Item Code	Mark	Item Description	Qty.	Substitute	Note
--	950900100015		Pump Unit	1		HPI 3.2KW
1	534798510006	2	Motor	1		
2	534798520026	2	Carbon Brush	1		
3	534798510007	2	Valve Block	1		
4	534798520024	2	Magnetic Valve	1		
5	534798520025	2	Coil	1		

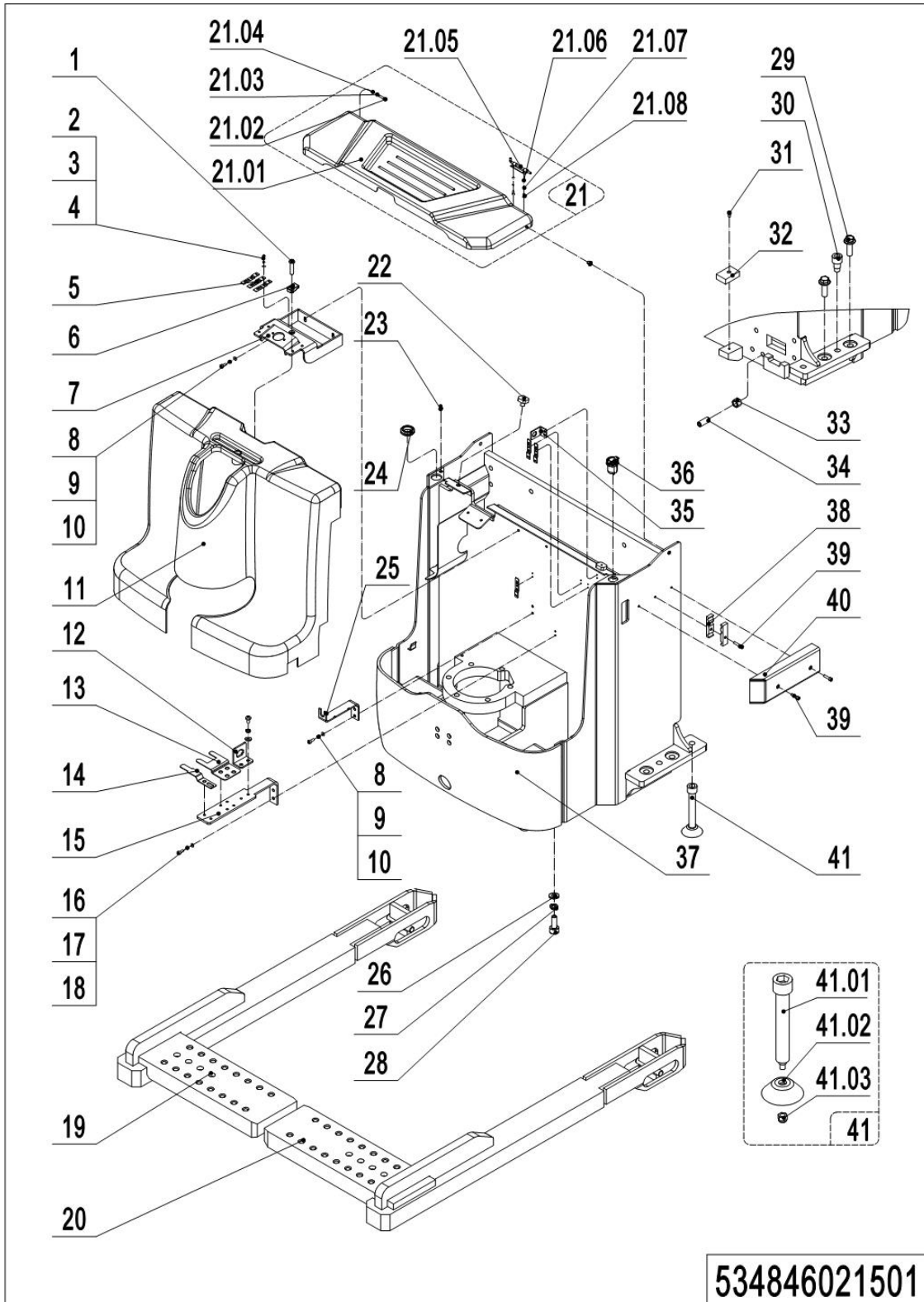
07 Hydraulic Unit (534746023502)

07 Hydraulic Unit(534746023502)

No.	Item Code	Mark	Item Description	Qty.	Substitute	Note
--	950900100098		Pump Unite	1		VIBO,3.2KW
1	535998510013	2	Carbon Brush	1		
2	534798510012	2	Motor	1		
3	534798510013	2	Valve Block	1		
4	532098510003	2	Check Valve	1		
5	534798510014	2	Magnetic Valve	1		
6	534798510015	2	Gear Pump	1		
7	402698520018	2	Overflow Valve	1		

Chapter 3: Truck Frame

01 Chassis (534846021501)

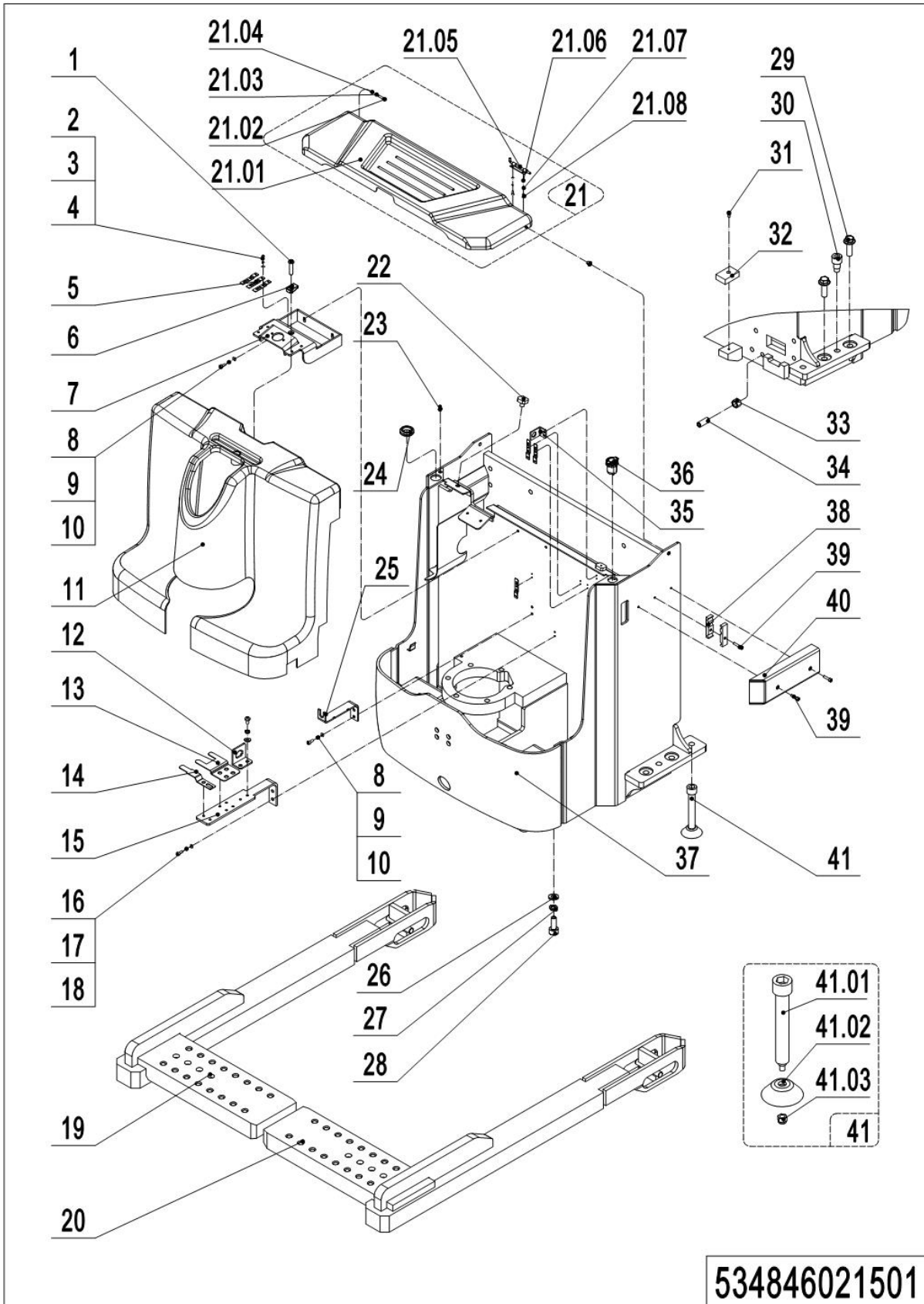


1= Supply as package. 2= Supply with constraints. 3= Phasing-out supply. 4= Supply as assembly. 5= Check other tables.

01 Chassis(534846021501)

No.	Item Code	Mark	Item Description	Qty.	Substitute	Note
1	941100100006	1	Screw	1		
2	910400100003	1	Flat Washer	22		
3	910400500003	1	Spring Washer	22		
4	910200500034	1	Screw	22		
5	921300300005	1	Holder	6		
6	940400400003	1	Cage Nut	3		
7	534821510001	2	Mounting Plate	1		
8	910200200055	1	Screw	4		
9	910400500006	1	Spring Washer	4		
10	910400100006	1	Flat Washer	4		
11	505021520003	2	Protective Cover	1		
12	921300300003	1	Holder	1		
13	921300300015		Holder	1		
14	921300300010	1	Connector Holder	1		
15	534821520031	2	Mounting Plate	1		
16	910400100004	1	Flat Washer	2		
17	910400500004	1	Spring Washer	2		
18	910200200022	1	Screw	2		
19	534821510003	2	Leg(left)	1		
20	534821510002	2	Leg(right)	1		
21	534821001000	2	Cell Cover	1		
21.01	534821010000	2	Cell Cover	1		
21.02	910200200024	1	Screw	1		
21.03	910400500004	1	Spring Washer	1		
21.04	910400100004	1	Flat Washer	1		
21.05	940800900001		Lock Pin	1		
21.06	910400100003	1	Flat Washer	2		
21.07	910400500003	1	Spring Washer	2		
21.08	910200200013	1	Screw	2		

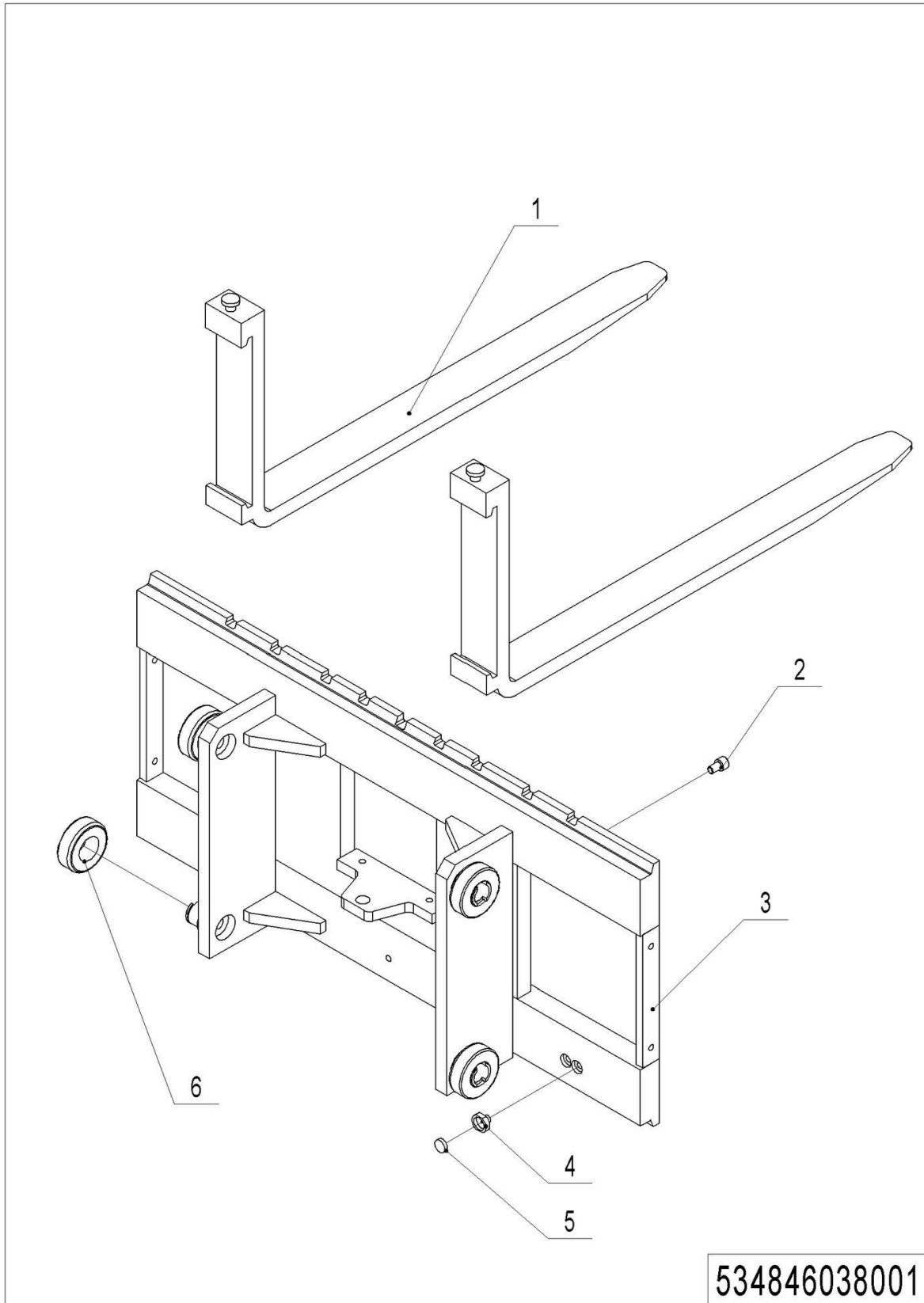
01 Chassis (534846021501)Continuation



534846021501

01 Chassis(534846021501)Continuation

No.	Item Code	Mark	Item Description	Qty.	Substitute	Note
22	505938520016		Crash Pad	2		
23	922000100024	1	Lamp Holder	1		
24	505621520036		Jacket	1		
25	534721520025	2	Fixing Mount	1		
26	910400100007	1	Flat Washer	16		
27	910400500007	1	Spring Washer	16		
28	910200200076	1	Screw	8		
29	910100800006	1	Bolt	12		
30	532621520047	2	Locating Pin	2		
31	910200300017	1	Screw	2		
32	534721520024		Crash Pad	2		
33	910300100010	1	Nut	6		
34	910200800042	1	Screw	6		
35	921300300002	1	Holder	1		
36	206033010036		USB interface	1		
37	534821510000	2	Chassis	1		
38	534821520050	2	Fixing Plate	2		
39	910200200039	1	Screw	3		
40	534821510004	2	Protective Cover	1		
41	532621510013	2	Support Leg Kit	2		
41.01	532621520029	1	Screw	1		
41.02	532621520030	2	Support Leg	1		
41.03	910300500004	1	Nut	1		

02 Fork Carriage (534846038001)

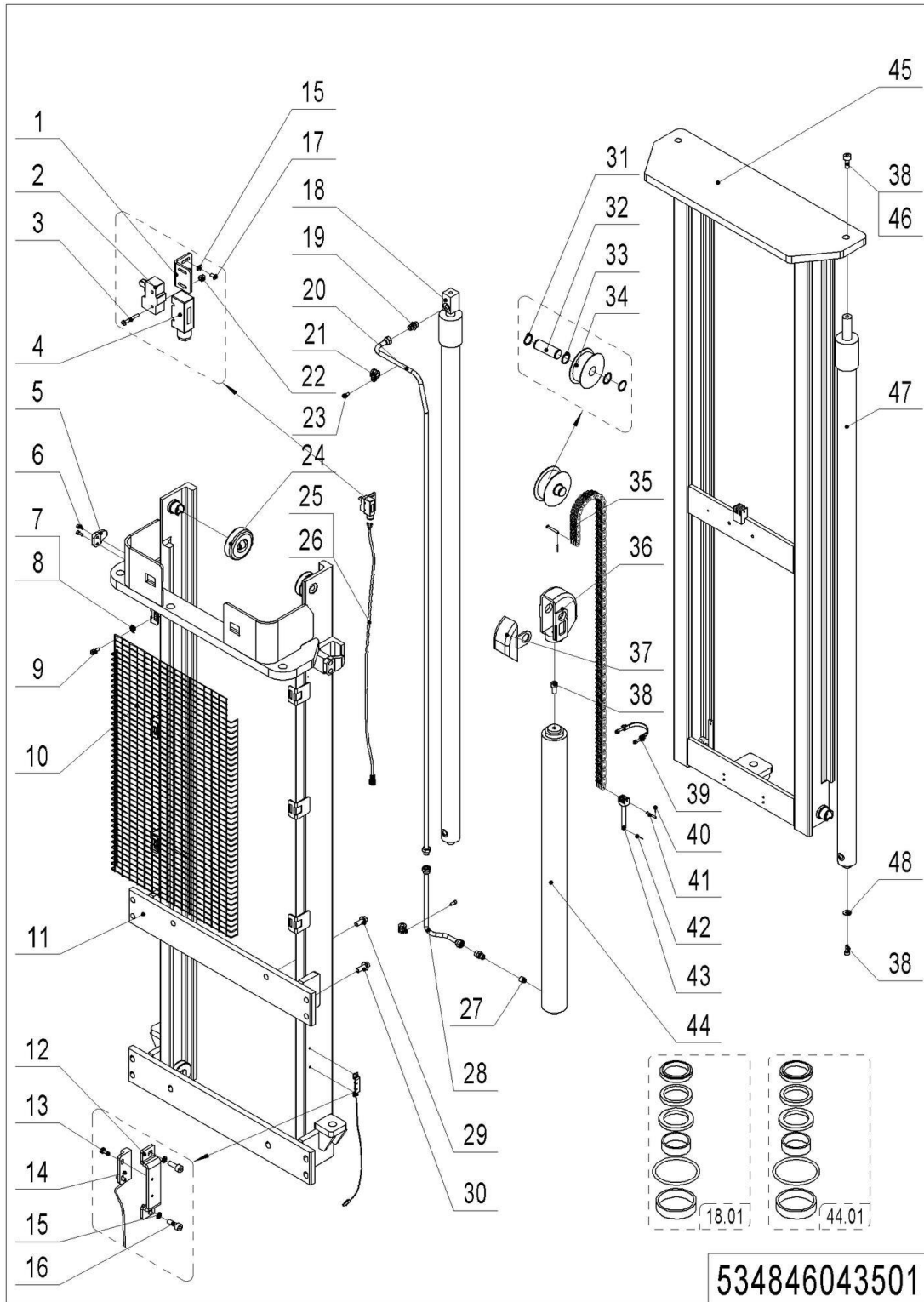
1= Supply as package. 2= Supply with constraints. 3= Phasing-out supply. 4= Supply as assembly. 5= Check other tables.

02 Fork Carriage (534846038001)

No.	Item Code	Mark	Item Description	Qty.	Substitute	Note
1	940100100067		Fork100x40x1150	2		
2	910200200074		Screw	3		
3	534838010003	2	Fork Bracket	1		Two-stage mast standard lift
3	534838010002	2	Fork Bracket	1		Two-stage mast full free lift
3	534838010001	2	Fork Bracket	1		Triple mast standard lift
3	534838010000	2	Fork Bracket	1		Triple mast full free lift
4	940600200001		Mounting Base	1		
5	940600100001		Magnetic Steel	1		
6	940200300008		Compound Roller	4		

Chapter 4: Mast System

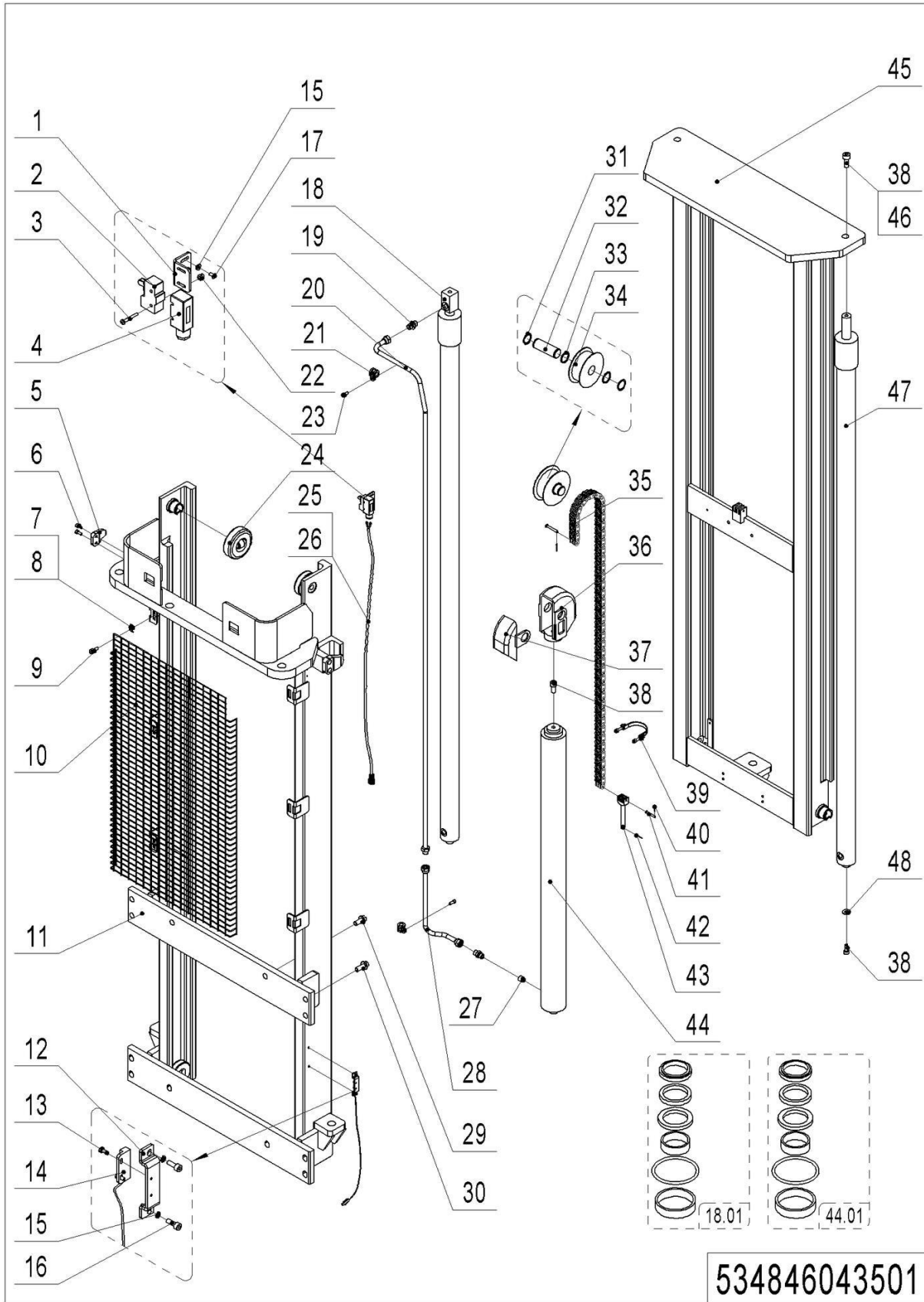
01 Two-stage mast full free lift (534846043501)



01 Two-stage mast full free lift (534846043501)

No.	Item Code	Mark	Item Description	Qty.	Substitute	Note
1	534744520036	2	Fixing Plate	1		
2	920200300001		Microswitch	1		
3	910200500028	1	Screw	2		
4	920200300008	2	Protective Cover	1		
5	275044020076	2	Fixing Plate	2		
6	910200200057	1	Screw	4		
7	940801500001	1	Cage Nut	6		
8	320443020321	1	Press Plate	6		
9	910200200038	1	Screw	6		
10	534444020022	2	Protective Frame	1		2900
10	534444020021	2	Protective Frame	1		3200
10	534444020020	2	Protective Frame	1		3600
11	534843510002	2	Outer Mast(2900)	1		
11	534843510001	2	Outer Mast(3200)	1		
11	534843510000	2	Outer Mast(3600)	1		
12	534744520059	2	Protective Cover	1		
13	910200500010	1	Screw	2		
14	534833510003		Switch	1		
15	910400100003	1	Flat Washer	4		
16	910200200015	1	Screw	2		
17	910200300005	1	Screw	2		
18	534743510008	2	Cylinder	1		2900
18	534743510007	2	Cylinder	1		3200
18	534743510006	2	Cylinder	1		3600
18.01	534798510002	1	Seal Kit	2		Also for cylinder47
19	950400400003		Joint	3		
20	534743510017	2	Steel Tube	1		2900
20	534743510016	2	Steel Tube	1		3200
20	534443520001	2	Steel Tube	1		3600

01 Two-stage mast full free lift (534846043501)Continuation1

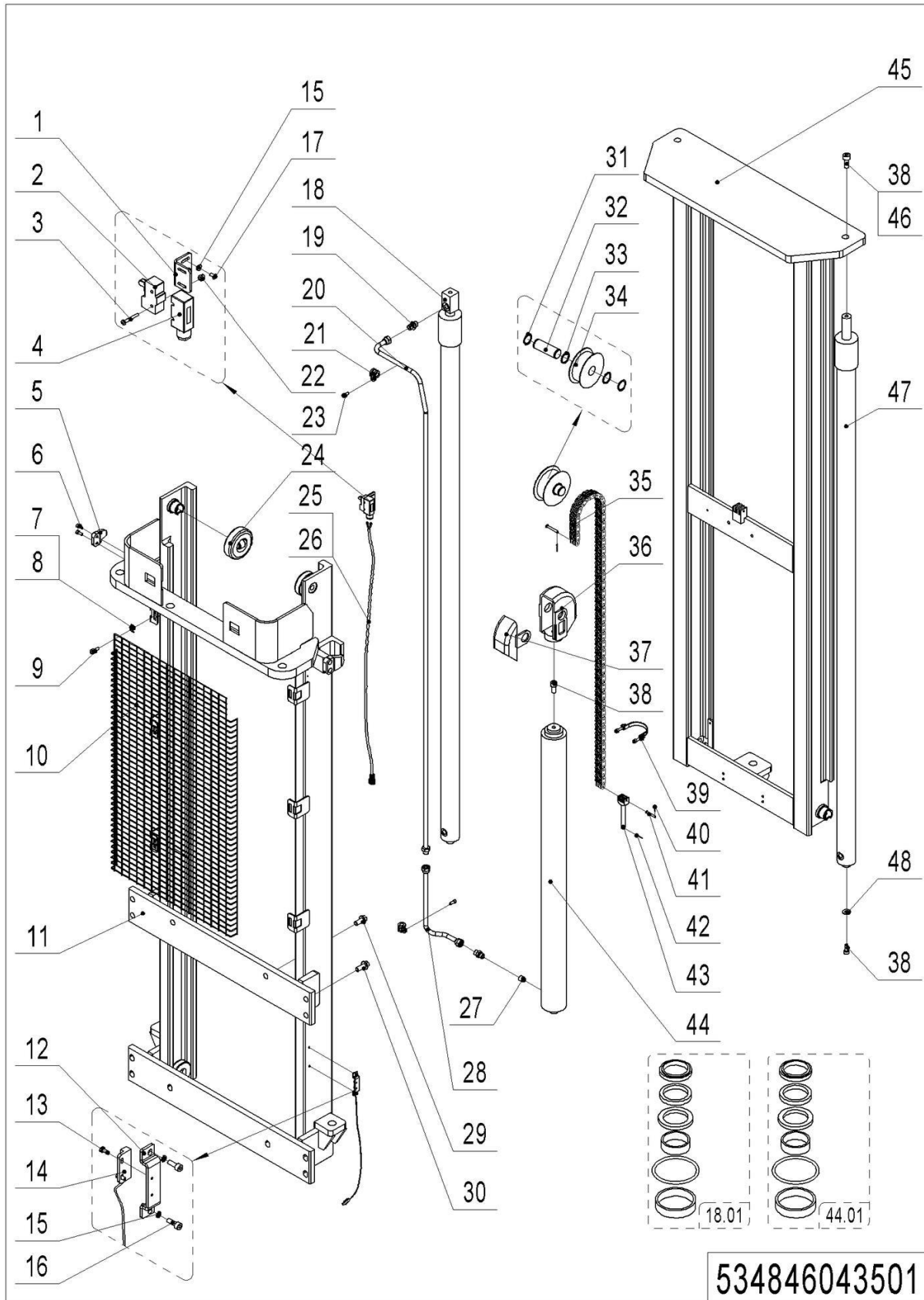


1= Supply as package. 2= Supply with constraints. 3= Phasing-out supply. 4= Supply as assembly. 5= Check other tables.

01 Two-stage mast full free lift (534846043501)Continuation1

No.	Item Code	Mark	Item Description	Qty.	Substitute	Note
21	951000100001	1	Hose Clamp	2		
22	910300500001	1	Nut	2		
23	910200200035	1	Screw	2		
24	940200300004		Compound Roller	4		
25	534833510001	2	Wire Harness	1		2900
25	534733010015	2	Wire Harness	1		3200
25	534833510002	2	Wire Harness	1		3600
26	921600400003	1	Cable Tie	5		
27	950600300001		Safety Valve	2		
28	534743510018	2	Steel Tube	1		
29	910100800005	1	Bolt	4		
30	910100800006	1	Bolt	8		
31	910401300016	1	Circlip	2		
32	532644520037	2	Axle	1		
33	940600500008	1	Washer	6		
34	940200500010		Sprocket Bearing	1		
35	532644510077	2	Chain	1		2900
35	532644510083	2	Chain	1		3200
35	532644510073	2	Chain	1		3600
36	532644520036	2	Side Cover	1		
37	532644520035	2	Yoke	1		
38	910200200097	1	Screw	5		
39	940800600002		Hoop	1		
40	910600600015	1	Cotter Pin	2		
41	941100800006	1	Pin	2		
42	910600600032	1	Cotter Pin	1		
43	532644520038		Chain Anchor	1		
44	534743510011	2	Cylinder	1		2900
44	534743510010	2	Cylinder	1		3200

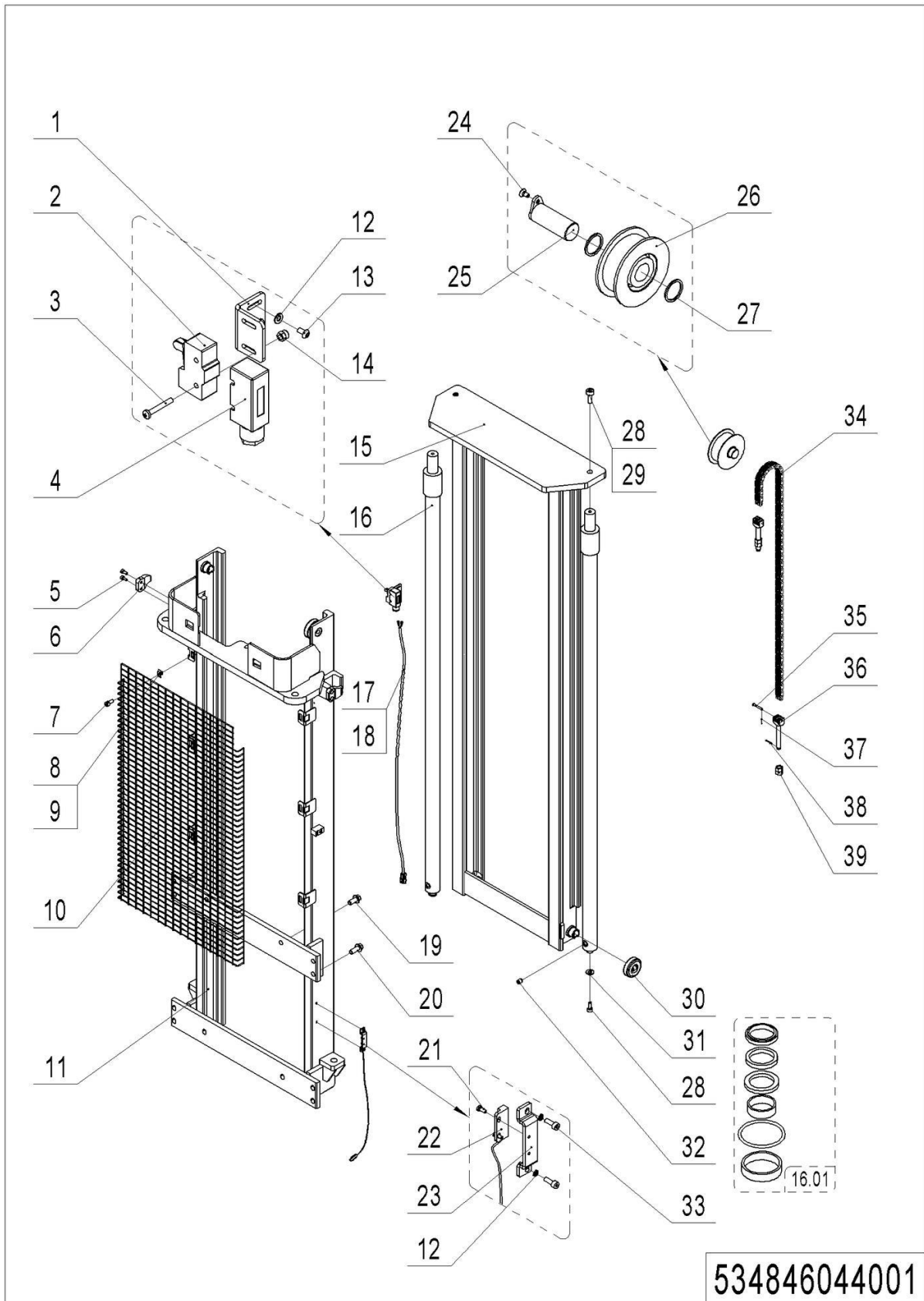
01 Two-stage mast full free lift (534846043501)Continuation2



01 Two-stage mast full free lift (534846043501)Continuation2

No.	Item Code	Mark	Item Description	Qty.	Substitute	Note
44	534743510009	2	Cylinder	1		3600
44.01	534798510003	1	Seal Kit	1		
45	534743510025	2	Inner Mast(2900)	1		
45	534743510024	2	Inner Mast(3200)	1		
45	534743510023	2	Inner Mast(3600)	1		
46	910400500008	1	Spring Washer	2		
47	534743510014	2	Cylinder	1		2900
47	534743510013	2	Cylinder	1		3200
47	534743510012	2	Cylinder	1		3600
48	534744520015	2	Subplate	2		
45	534743510025	2	Inner Mast(2900)	1		
45	534743510024	2	Inner Mast(3200)	1		
45	534743510023	2	Inner Mast(3600)	1		
46	910400500008	1	Spring Washer	2		
47	534743510014	2	Cylinder	1		
47	534743510013	2	Cylinder	1		
47	534743510012	2	Cylinder	1		
48	534744520015	2	Subplate	2		

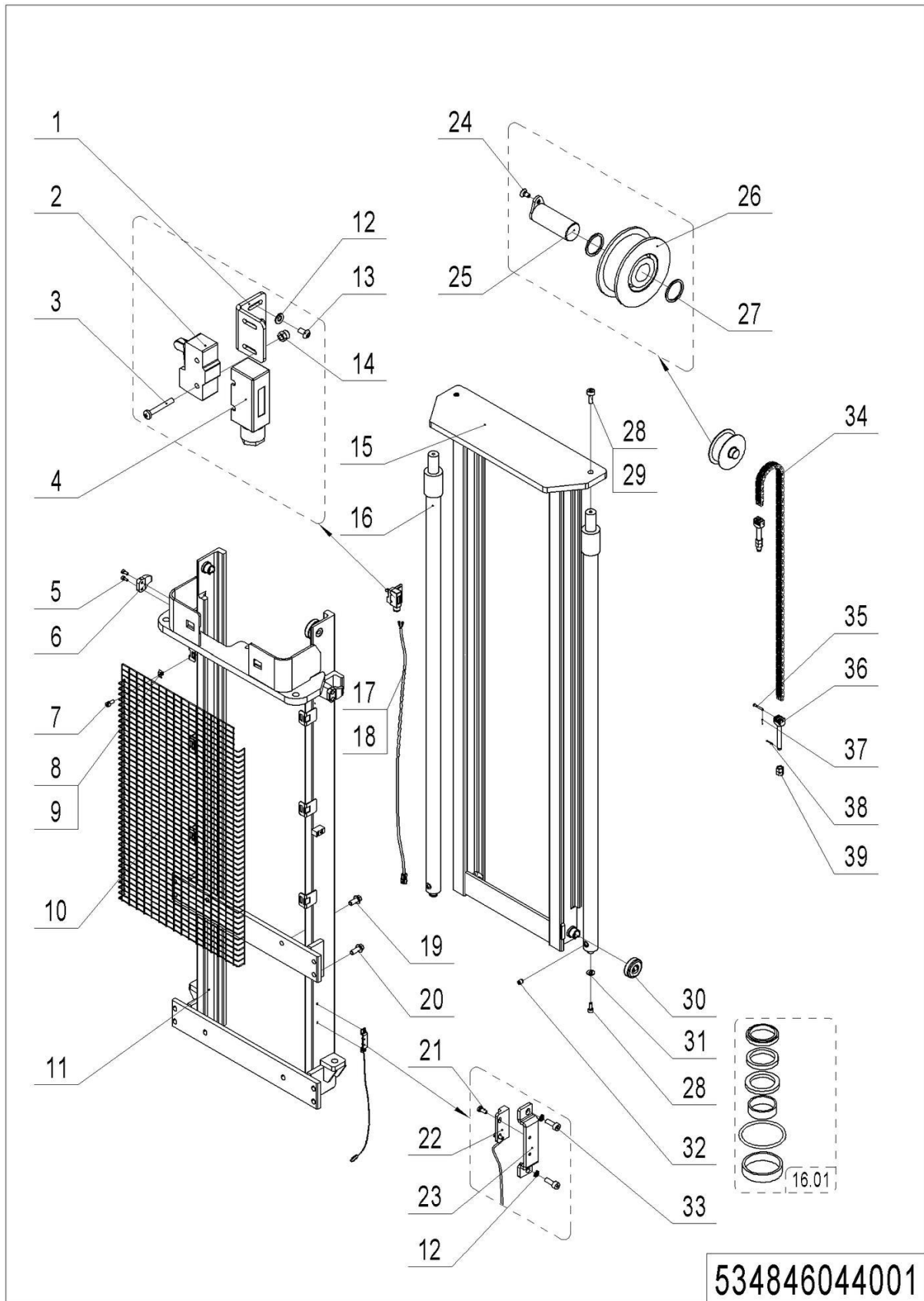
02 Two-stage Mast Standard Lift (534846044001)



02 Two-stage Mast Standard Lift (534846044001)

No.	Item Code	Mark	Item Description	Qty.	Substitute	Note
1	534744520036	2	Fixing Plate	1		
2	920200300001		Microswitch	1		
3	910200500028	1	Screw	2		
4	920200300008		Protective Cover	1		
5	910200200057	1	Screw	4		
6	275044020076	1	Fixing Plate	2		
7	910200200038	1	Screw	4		
8	940801500001	1	Cage Nut	6		
9	320443020321	2	Press Plate	6		
10	534444020022	2	Protective Frame	1		2900
10	534444020021	2	Protective Frame	1		3200
10	534444020020	2	Protective Frame	1		3600
11	534844010007	2	Outer Mast(2900)	1		
11	534844010003	2	Outer Mast(3200)	1		
11	534844010000	2	Outer Mast(3600)	1		
12	910400100003	1	Flat Washer	4		
13	910200300005	1	Screw	2		
14	910300500001	1	Nut	2		
15	534744010016	2	Inner Mast(2900)	1		
15	534744010015	2	Inner Mast(3200)	1		
15	534744010014	2	Inner Mast(3600)	1		
16	534744010008	2	Cylinder	2		2900
16	534744010007	2	Cylinder	2		3200
16	534744010006	2	Cylinder	2		3600
16.01	534798510005	1	Seal Kit	2		
17	921600400003	1	Cable Tie	5		
18	534833510001	2	Wire Harness	1		2900
18	534733010015	2	Wire Harness	1		3200
18	534833510002	2	Wire Harness	1		3600

02 Two-stage Mast Standard Lift (534846044001) Continuation

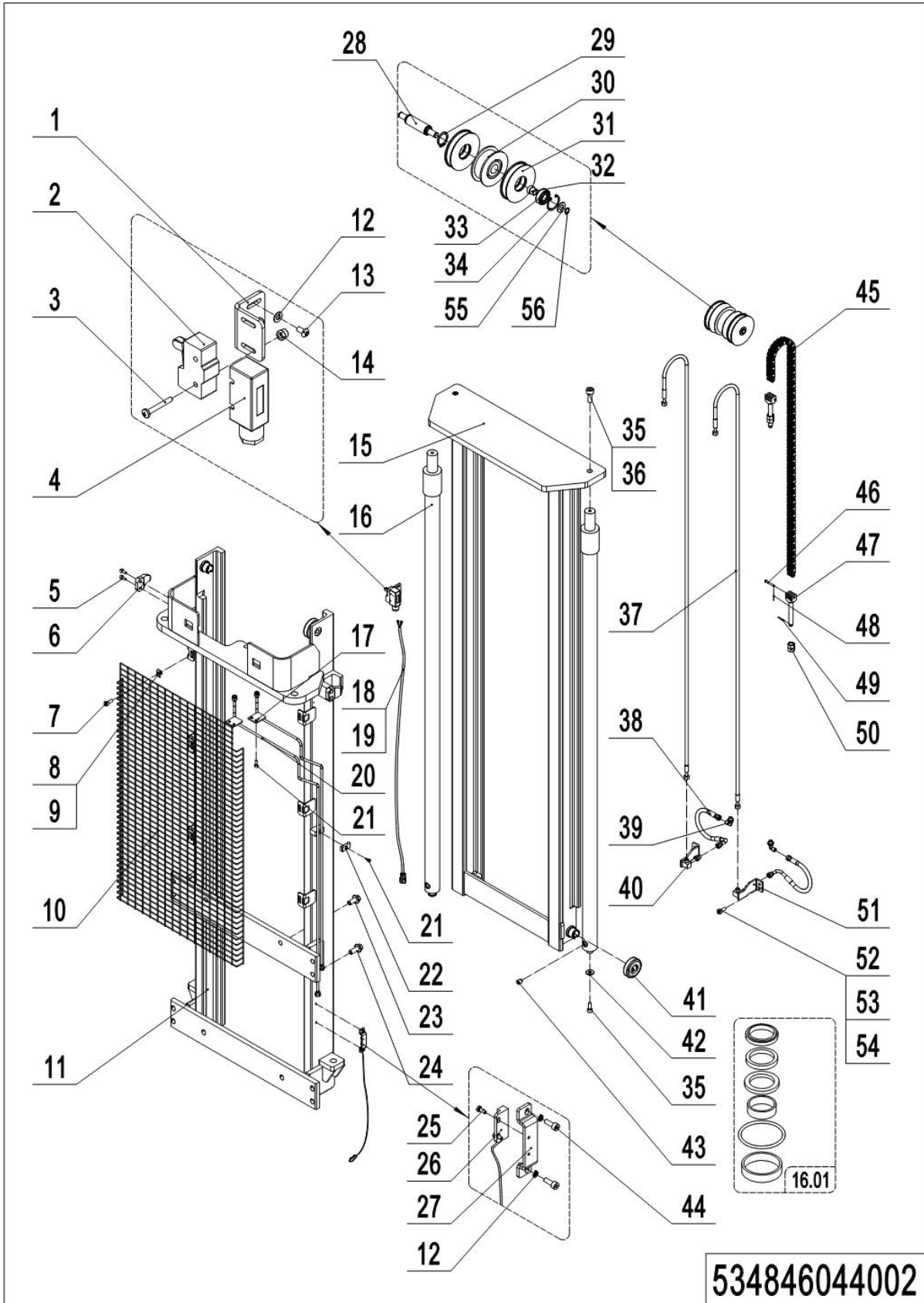


1= Supply as package. 2= Supply with constraints. 3= Phasing-out supply. 4= Supply as assembly. 5= Check other tables.

02 Two-stage Mast Standard Lift (534846044001)Continuation

No.	Item Code	Mark	Item Description	Qty.	Substitute	Note
19	910100800005	1	Bolt	4		
20	910100800006	1	Bolt	8		
21	910200500010	1	Screw	2		
22	534833510003		Switch	1		
23	534744520059	2	Protective Cover	1		
24	910200400016	1	Screw	1		
25	533544510006		Pin	1		
26	940200500010		Sprocket Bearing	1		
27	940600500008	1	Washer	4		
28	910200200097	1	Screw	4		
29	910400500008	1	Spring Washer	2		
30	940200300004		Compound Roller	4		
31	534744520015	2	Subplate	2		
32	950600300001		Safety Valve	2		
33	910200200015	1	Screw	2		
34	534744010010	2	Chain	1		2900
34	532944010015	2	Chain	1		3200
34	534744010009	2	Chain	1		3600
35	941100800006	1	Pin	2		
36	532644520038		Chain Anchor	2		
37	910600600015	1	Cotter Pin	2		
38	910600600023	1	Cotter Pin	2		
39	910300200008	1	Nut	4		

03 Two-stage Mast Standard Lift (Side-shift) (534846044002)

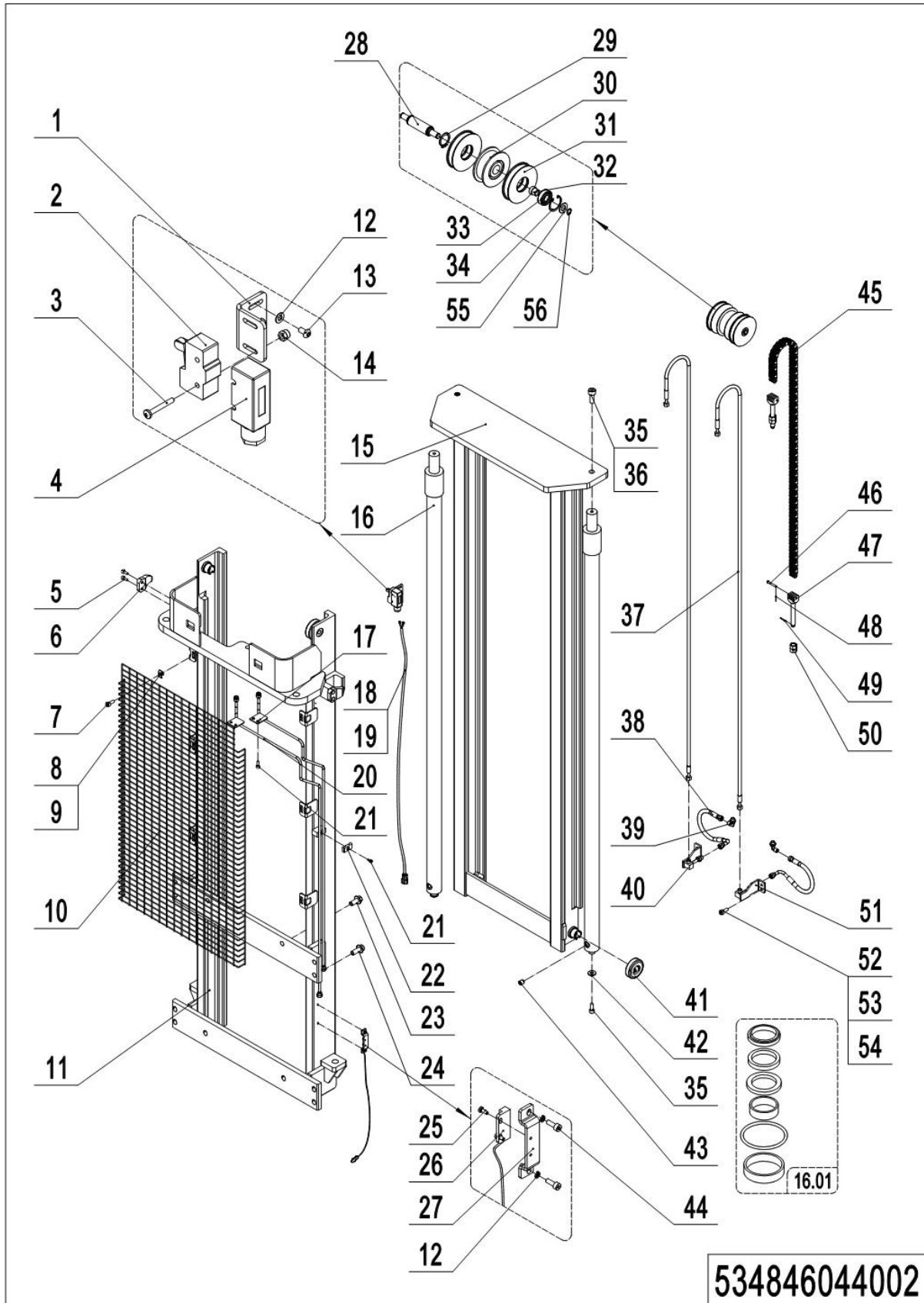


1= Supply as package. 2= Supply with constraints. 3= Phasing-out supply. 4= Supply as assembly. 5= Check other tables.

03 Two-stage Mast Standard Lift (Side-shift) (534846044002)

No.	Item Code	Mark	Item Description	Qty.	Substitute	Note
1	534744520036	2	Fixing Plate	1		
2	920200300001		Microswitch	1		
3	910200500028	1	Screw	2		
4	920200300008		Protective Cover	1		
5	910200200057	1	Screw	4		
6	275044020076	2	Fixing Plate	2		
7	910200200038	1	Screw	4		
8	940801500001	1	Cage Nut	6		
9	320443020321	1	Press Plate	6		
10	534444020022	2	Protective Frame	1		2900
10	534444020021	2	Protective Frame	1		3200
10	534444020020	2	Protective Frame	1		3600
11	534844010007	2	Outer Mast(2900)	1		
11	534844010003	2	Outer Mast(3200)	1		
11	534844010000	2	Outer Mast(3600)	1		
12	910400100003	1	Flat Washer	4		
13	910200300005	1	Screw	2		
14	910300500001	1	Nut	2		
15	534744010016	2	Inner Mast(2900)	1		
15	534744010015	2	Inner Mast(3200)	1		
15	534744010014	2	Inner Mast(3600)	1		
16	534744010008	2	Cylinder	2		2900
16	534744010007	2	Cylinder	2		3200
16	534744010006	2	Cylinder	2		3600
16.01	534798510005	1	Seal Kit	2		
17	534844010009	2	Steel Tube	1		2900
17	534844010005	2	Steel Tube	1		3200
17	534844010002	2	Steel Tube	1		3600
18	921600400003	1	Cable Tie	5		

03 Two-stage Mast Standard Lift (Side-shift) (534846044002)Continuation1

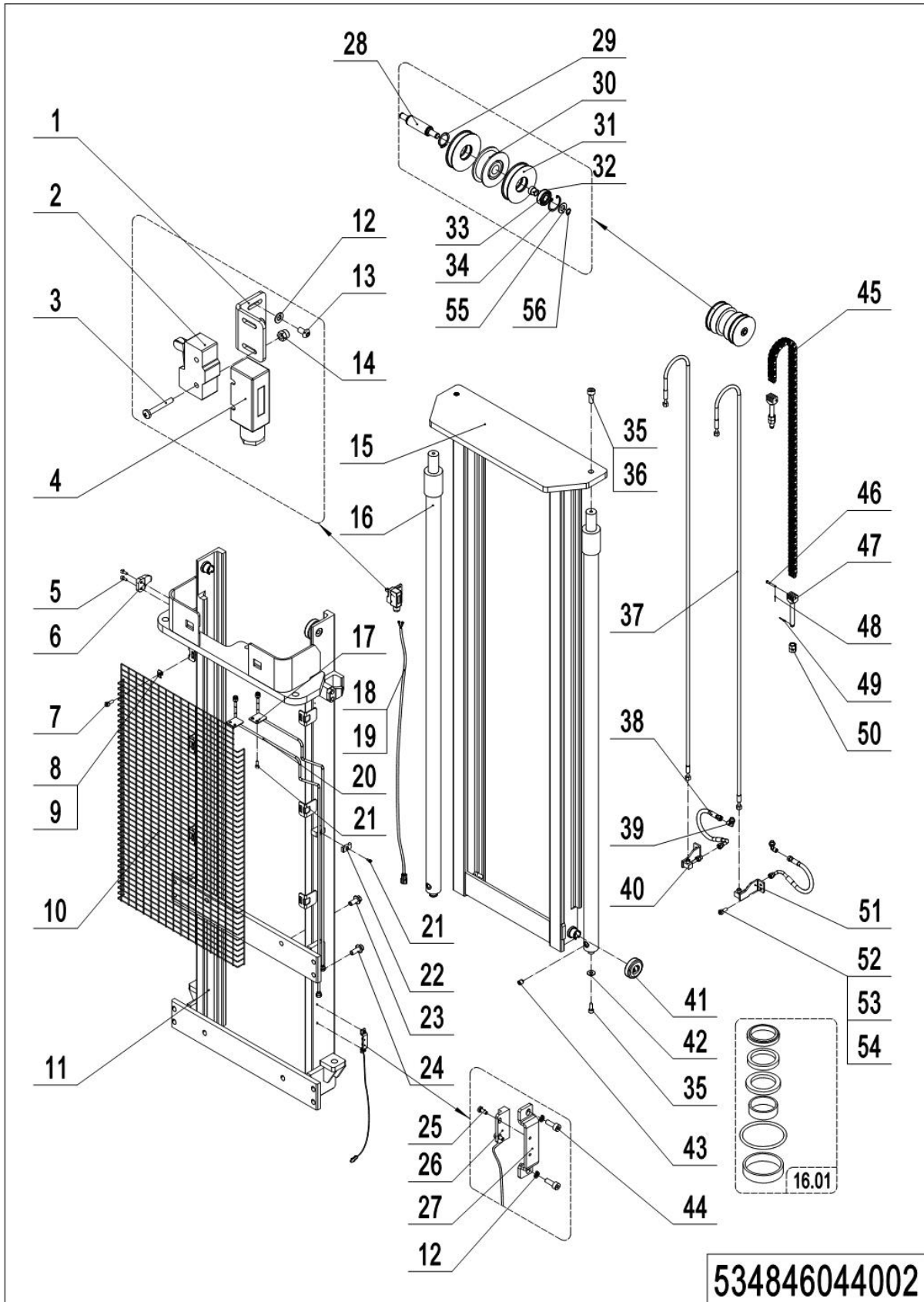


1= Supply as package. 2= Supply with constraints. 3= Phasing-out supply. 4= Supply as assembly. 5= Check other tables.

03 Two-stage Mast Standard Lift (Side-shift)(534846043502)Continuation1

No.	Item Code	Mark	Item Description	Qty.	Substitute	Note
19	534833510001	2	Wire Harness	1		2900
19	534733010015	2	Wire Harness	1		3200
19	534833510002	2	Wire Harness	1		3600
20	534844010010	2	Steel Tube	1		2900
20	534844010004	2	Steel Tube	1		3200
20	534844010001	2	Steel Tube	1		3600
21	910200200033	1	Screw	5		
22	534844520007	2	Press Plate	1		
23	910100800005	1	Bolt	4		
24	910100800006	1	Bolt	8		
25	910200500010	1	Screw	2		
26	534833510003		Switch	1		
27	534744520059	2	Protective Cover	1		
28	534844520002		Axle	1		
29	910401300016		Circlip	2		
30	940200500010		Sprocket Bearing	1		
31	535944520000		Pulley	2		
32	534844520011		Sleeve	2		
33	910700200019		Bearing	2		
34	910401400013		Circlip	2		
35	910200200097	1	Screw	4		
36	910400500008	1	Spring Washer	2		
37	534844010008	2	Hose	2		2900
37	534844010006	2	Hose	2		3200
37	534844010011	2	Hose	2		3600
38	534844010014		Hose	2		LDSJ
38	534844010018		Hose	2		Cascade
39	950401100002		Joint	2		LDSJ
40	534844010016	2	Adapter	1		

03 Two-stage Mast Standard Lift (Side-shift) (534846044002)Continuation2

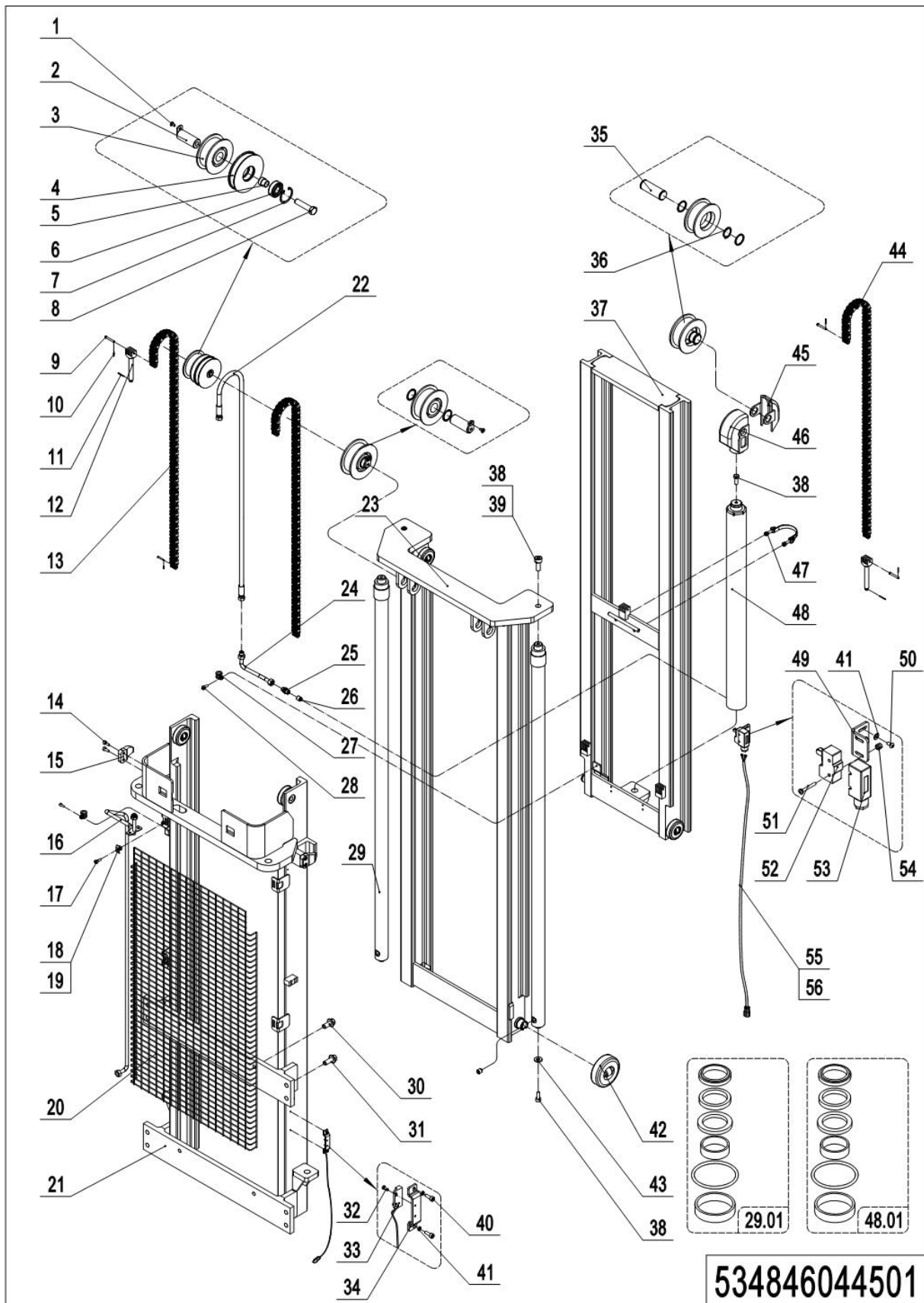


1= Supply as package. 2= Supply with constraints. 3= Phasing-out supply. 4= Supply as assembly. 5= Check other tables.

03 Two-stage Mast Standard Lift (Side-shift) (534846043502)Continuation2

No.	Item Code	Mark	Item Description	Qty.	Substitute	Note
41	940200300004		Compound Roller	4		
42	534744520015	2	Subplate	2		
43	950600300001		Safety Valve	2		
44	910200200015	1	Screw	2		
45	534744010010	2	Chain	1		2900
45	532944010015	2	Chain	1		3200
45	534744010009	2	Chain	1		3600
46	941100800006	1	Pin	2		
47	532644520038		Chain Anchor	2		
48	910600600015	1	Cotter Pin	2		
49	910600600023	1	Cotter Pin	2		
50	910300200008	1	Nut	4		
51	534844010017	2	Adapter	1		
52	910200200035	1	Screw	4		
53	910400100005	1	Flat Washer	8		
54	910400500005	1	Spring Washer	8		
55	534844520008		Washer	2		
56	910401300007		Circlip	2		

04 Triple Mast Full Free Lift (534846044501)

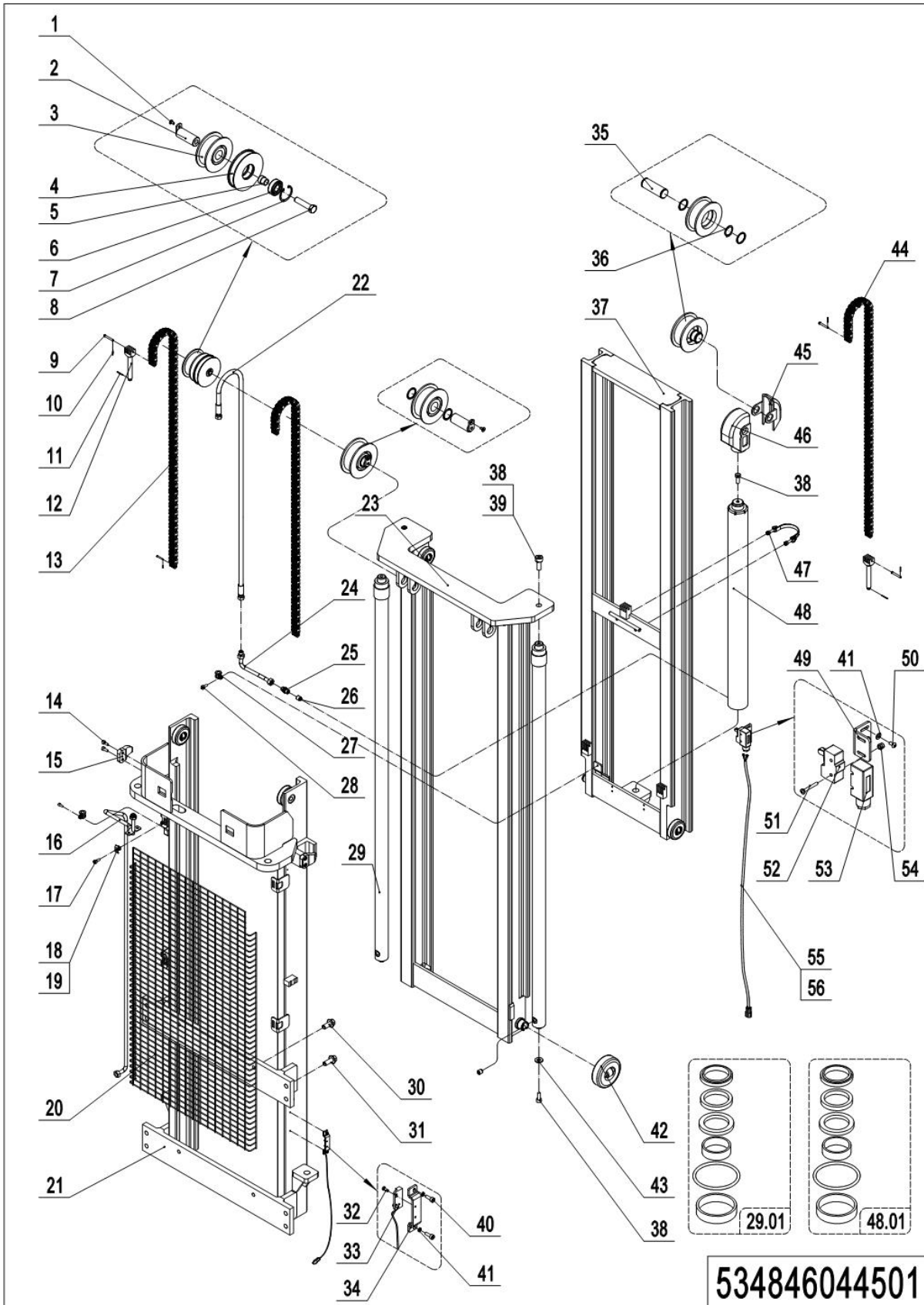


1= Supply as package. 2= Supply with constraints. 3= Phasing-out supply. 4= Supply as assembly. 5= Check other tables.

04 Triple Mast Full Free Lift (534846044501)

No.	Item Code	Mark	Item Description	Qty.	Substitute	Note
1	910200400016	1	Screw	2		
2	533544510006		Pin	2		
3	940200500010		Sprocket Bearing	3		
4	535944520000		Pulley	1		
5	534844520011		Sleeve	1		
6	910700200019		Bearing	1		
7	910401400013		Circlip	1		
8	910100100071		Bolt	1		
9	941100800006	1	Pin	6		
10	910600600015	1	Cotter Pin	6		
11	910600600023	1	Cotter Pin	3		
12	532644520038		Chain Anchor	3		
13	534744510047	2	Chain	2		4000
13	534745010009	2	Chain	2		4300
13	534145010005	2	Chain	2		4600
13	534744010009	2	Chain	2		5300
14	910200200057	1	Screw	4		
15	275044020076		Fixing Plate	2		
16	534844510027	2	Steel Tube	1		4000
16	534844510020	2	Steel Tube	1		4300
16	534844510006	2	Steel Tube	1		4600
16	534844510013	2	Steel Tube	1		5300
17	910200200038	1	Screw	6		
18	940801500001	1	Cage Nut	6		
19	320443020321	1	Press Plate	6		
20	534444520000	2	Protective Frame	1		4000
20	534444020023	2	Protective Frame	1		4300
20	534444020021	2	Protective Frame	1		4600
20	534444020020	2	Protective Frame	1		5300

04 Triple Mast Full Free Lift (534846044501)Continuation1

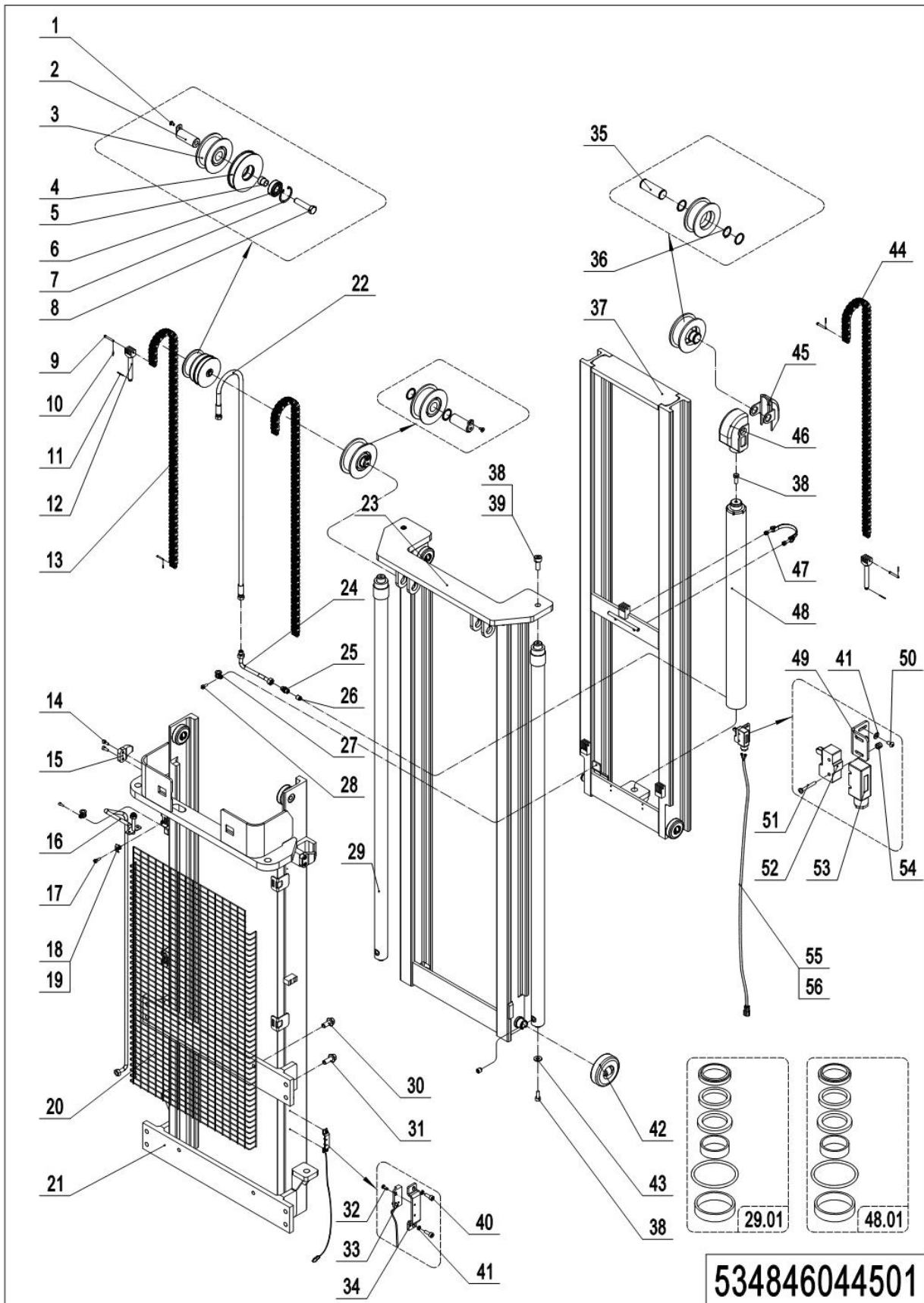


1= Supply as package. 2= Supply with constraints. 3= Phasing-out supply. 4= Supply as assembly. 5= Check other tables.

04 Triple Mast Full Free Lift (534846044501)Continuation1

No.	Item Code	Mark	Item Description	Qty.	Substitute	Note
21	534844510025	2	Outer Mast(4000)	1		
21	534844510018	2	Outer Mast(4300)	1		
21	534844510000	2	Outer Mast(4600)	1		
21	534844510011	2	Outer Mast(5300)	1		
22	534744520043	2	Hose	1		4000
22	532644520143	2	Hose	1		4300
22	532644520144	2	Hose	1		4600
22	534744520042	2	Hose	1		5300
23	534744510040	2	Middle Mast(4000)	1		
23	534744510038	2	Middle Mast(4300)	1		
23	534744510031	2	Middle Mast(4600)	1		
23	534744510036	2	Middle Mast(5300)	1		
24	534844510002	2	Steel Tube	1		
25	950400400003		Joint	3		
26	950600300001		Safety Valve	3		
27	951000100001	1	Hose Clamp	3		
28	910200200035	1	Screw	3		
29	534744510019	2	Cylinder	2		4000
29	534744510017	2	Cylinder	2		4300
29	534744510016	2	Cylinder	2		4600
29	534744510018	2	Cylinder	2		5300
29.01	534798510000	1	Seal Kit	2		
30	910100800005	1	Bolt	4		
31	910100800006	1	Bolt	8		
32	910200500010	1	Screw	2		
33	534833510003		Switch	1		
34	534744520059	2	Protective Cover	1		
35	532644520037		Axle	1		
36	910401300016	1	Circlip	2		

04 Triple Mast Full Free Lift (534846044501)Continuation2

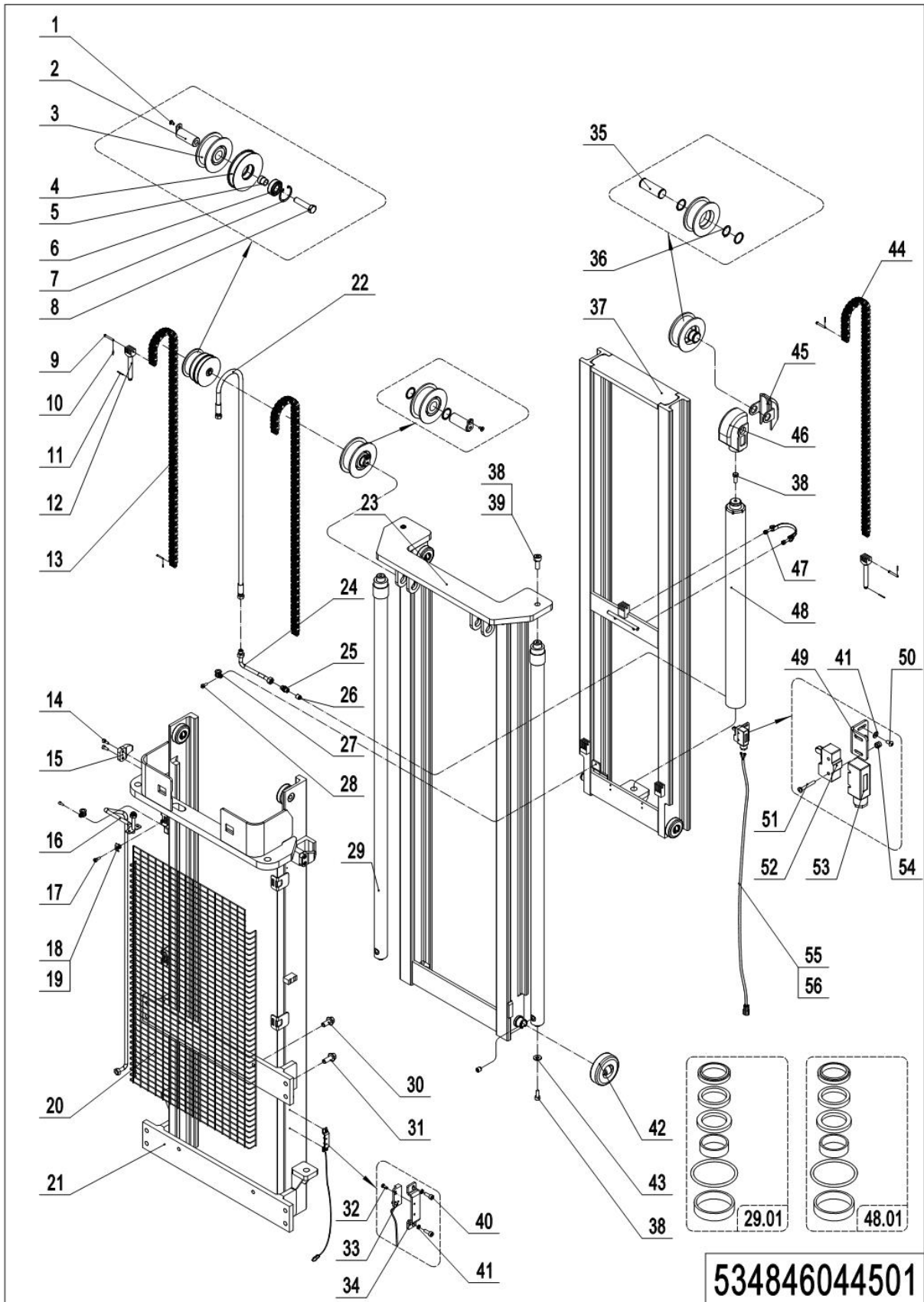


1= Supply as package. 2= Supply with constraints. 3= Phasing-out supply. 4= Supply as assembly. 5= Check other tables.

04 Triple Mast Full Free Lift (534846044501)Continuation2

No.	Item Code	Mark	Item Description	Qty.	Substitute	Note
37	534844510026	2	Inner Mast(4000)	1		
37	534844510019	2	Inner Mast(4300)	1		
37	534844510001	2	Inner Mast(4600)	1		
37	534844510012	2	Inner Mast(5300,side)	1		
38	910200200097	1	Screw	5		
39	910400500008	1	Spring Washer	2		
40	910200200015	1	Screw	2		
41	910400100003	1	Flat Washer	4		
42	940200300004		Compound Roller	8		
43	534744520015		Subplate	2		
44	532644510075	2	Chain	1		4000
44	532644510077	2	Chain	1		4300
44	251044510096	2	Chain	1		4600
44	532644510073	2	Chain	1		5300
45	532644520036	2	Side Cover	1		
46	532644520035	2	Yoke	1		
47	940800600002		Hoop	1		
48	534744510015	2	Cylinder	1		4000
48	534744510013	2	Cylinder	1		4300
48	534744510012	2	Cylinder	1		4600
48	534744510014	2	Cylinder	1		5300
48.01	534798510001	1	Seal Kit	1		
49	534744520036	2	Fixing Plate	1		
50	910200300005	1	Screw	2		
51	910200500028	1	Screw	2		
52	920200300001		Microswitch	1		
53	920200300008		Protective Cover	1		
54	910300500001	1	Nut	2		

04 Triple Mast Full Free Lift (534846044501)Continuation3

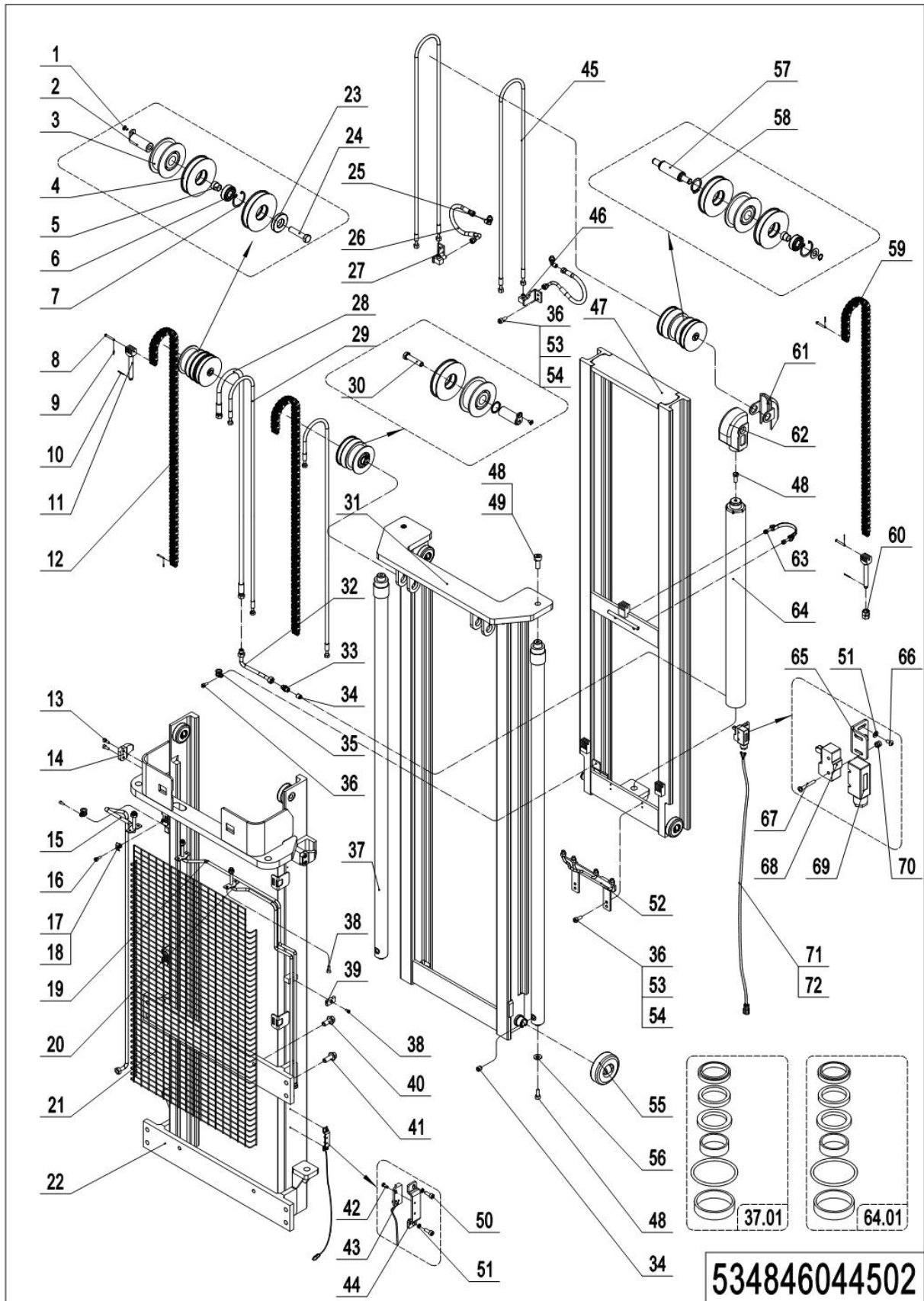


1= Supply as package. 2= Supply with constraints. 3= Phasing-out supply. 4= Supply as assembly. 5= Check other tables.

04 Triple Mast Full Free Lift (534846044501)Continuation3

No.	Item Code	Mark	Item Description	Qty.	Substitute	Note
55	534733010013	2	Wire Harness	1		4000
55	534733010014	2	Wire Harness	1		4300
55	534733010016	2	Wire Harness	1		4600
55	534733010017	2	Wire Harness	1		5300
56	921600400003	1	Cable Tie	5		

05 Triple Mast Full Free Lift (Side-shift) (534846044502)

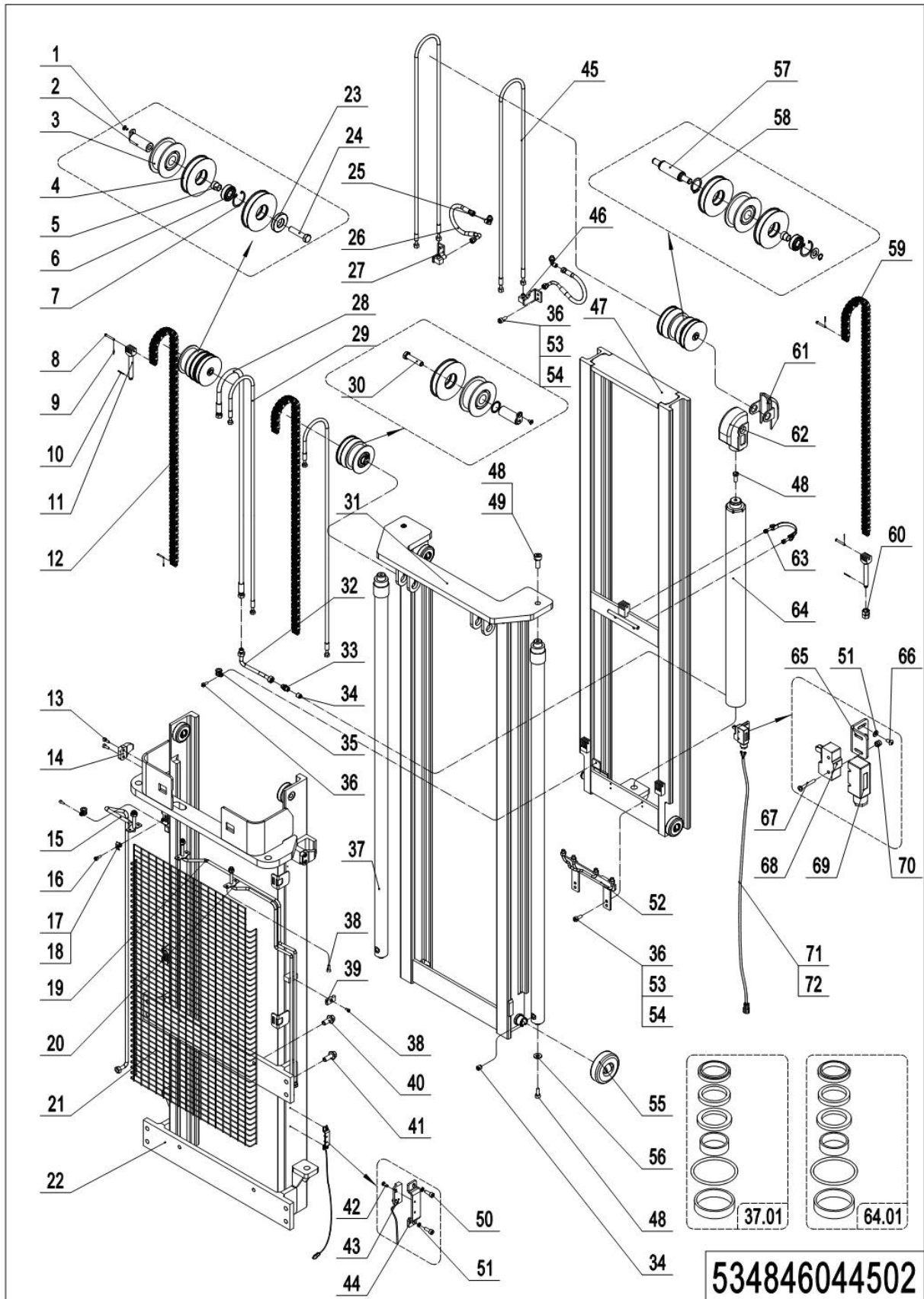


1= Supply as package. 2= Supply with constraints. 3= Phasing-out supply. 4= Supply as assembly. 5= Check other tables.

05 Triple Mast Full Free Lift (Side-shift)(534846044502)

No.	Item Code	Mark	Item Description	Qty.	Substitute	Note
1	910200400016	1	Screw	2		
2	533544510006		Pin	2		
3	940200500010		Sprocket Bearing	3		
4	535944520000		Pulley	5		
5	534844520011		Sleeve	5		
6	910700200019		Bearing	5		
7	910401400013		Circlip	5		
8	941100800006	1	Pin	6		
9	910600600015	1	Cotter Pin	6		
10	910600600023	1	Cotter Pin	3		
11	532644520038		Chain Anchor	3		
12	534744510047	2	Chain	2		4000
12	534745010009	2	Chain	2		4300
12	534145010005	2	Chain	2		4600
12	534744010009	2	Chain	2		5300
13	910200200057	1	Screw	4		
14	275044020076		Fixing Plate	2		
15	534844510027	2	Steel Tube	1		4000
15	534844510020	2	Steel Tube	1		4300
15	534844510006	2	Steel Tube	1		4600
15	534844510013	2	Steel Tube	1		5300
16	910200200038	1	Screw	6		
17	940801500001	1	Cage Nut	6		
18	320443020321	1	Press Plate	6		
19	534844510029	2	Steel Tube	1		4000
19	534844510022	2	Steel Tube	1		4300
19	534844510007	2	Steel Tube	1		4600
19	534844510015	2	Steel Tube	1		5300
20	534844510028	2	Steel Tube	1		4000
20	534844510021	2	Steel Tube	1		4300

05 Triple Mast Full Free Lift (Side-shift)(534846044502)Continuation1

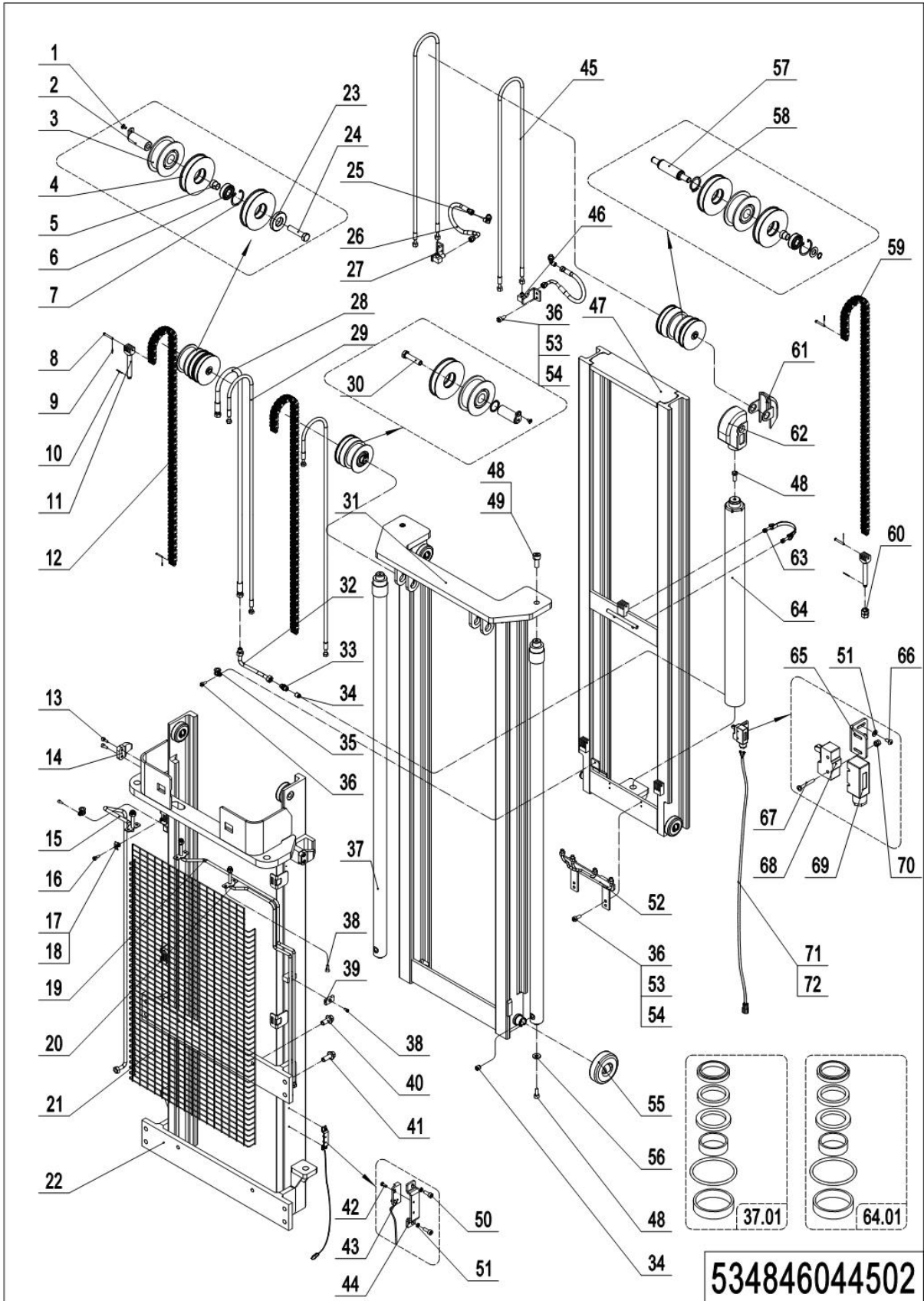


1= Supply as package. 2= Supply with constraints. 3= Phasing-out supply. 4= Supply as assembly. 5= Check other tables.

05 Triple Mast Full Free Lift (Side-shift)(534846044502)Continuation 1

No.	Item Code	Mark	Item Description	Qty.	Substitute	Note
20	534844510008		Steel Tube	1		4600
20	534844510014		Steel Tube	1		5300
21	534444520000		Protective Frame	1		4000
21	534444020023		Protective Frame	1		4300
21	534444020021		Protective Frame	1		4600
21	534444020020		Protective Frame	1		5300
22	534844510025		Outer Mast(4000)	1		
22	534844510018		Outer Mast(4300)	1		
22	534844510000		Outer Mast(4600)	1		
22	534844510011		Outer Mast(5300)	1		
23	255027520004		Washer	1		
24	910100100074		Bolt	1		
25	950401100002		Joint	2		LDSJ
26	534844010014		Hose	2		LDSJ
26	534844010018		Hose	2		Cascade
27	534844510032		Adapter	1		
28	534744520043		Hose	1		4000
28	532644520143		Hose	1		4300
28	532644520144		Hose	1		4600
28	534744520042		Hose	1		5300
29	534844510030		Hose	2		4000
29	534844510023		Hose	2		4300
29	534844510005		Hose	2		4600
29	534844510016		Hose	2		5300
30	910100300071		Bolt	1		
31	534744510040		Middle Mast(4000)	1		
31	534744510038		Middle Mast(4300)	1		
31	534744510031		Middle Mast(4600)	1		
31	534744510036		Middle Mast(5300)	1		
32	534844510002		Steel Tube	1		

05 Triple Mast Full Free Lift (Side-shift)(534846044502)Continuation2

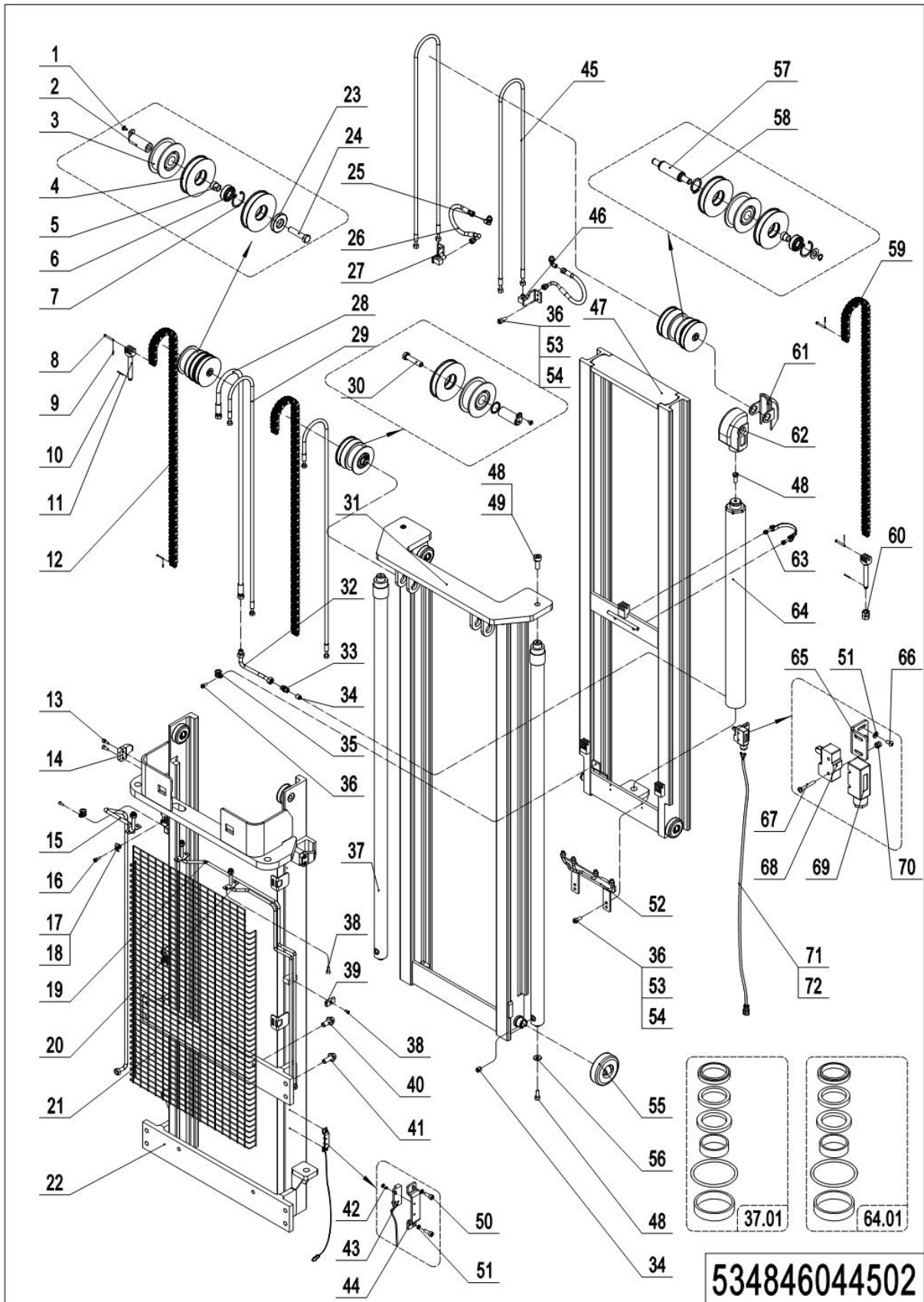


1= Supply as package. 2= Supply with constraints. 3= Phasing-out supply. 4= Supply as assembly. 5= Check other tables.

05 Triple Mast Full Free Lift (Side-shift)(534846044502)Continuation2

No.	Item Code	Mark	Item Description	Qty.	Substitute	Note
33	950400400003		Joint	3		
34	950600300001		Safety Valve	3		
35	951000100001	1	Hose Clamp	3		
36	910200200035	1	Screw	11		
37	534744510019	2	Cylinder	2		4000
37	534744510017	2	Cylinder	2		4300
37	534744510016	2	Cylinder	2		4600
37	534744510018	2	Cylinder	2		5300
37.01	534798510000	1	Seal Kit	2		
38	910200200033	1	Screw	5		
39	534844520007		Press Plate	1		
40	910100800005	1	Bolt	4		
41	910100800006	1	Bolt	8		
42	910200500010	1	Screw	2		
43	534833510003		Switch	1		
44	534744520059	2	Protective Cover	1		
45	534844510031	2	Hose	2		4000
45	534844510024	2	Hose	2		4300
45	534844510004	2	Hose	2		4600
45	534844510017	2	Hose	2		5300
46	534844510033	2	Adapter	1		
47	534844510026	2	Inner Mast(4000)	1		
47	534844510019	2	Inner Mast(4300)	1		
47	534844510001	2	Inner Mast(4600)	1		
47	534844510012	2	Inner Mast(5300,side)	1		
48	910200200097	1	Screw	5		
49	910400500008	1	Spring Washer	2		
50	910200200015	1	Screw	2		
51	910400100003	1	Flat Washer	4		
52	534844510003	2	Steel Tube	1		

05 Triple Mast Full Free Lift (Side-shift)(534846044502)Continuation3

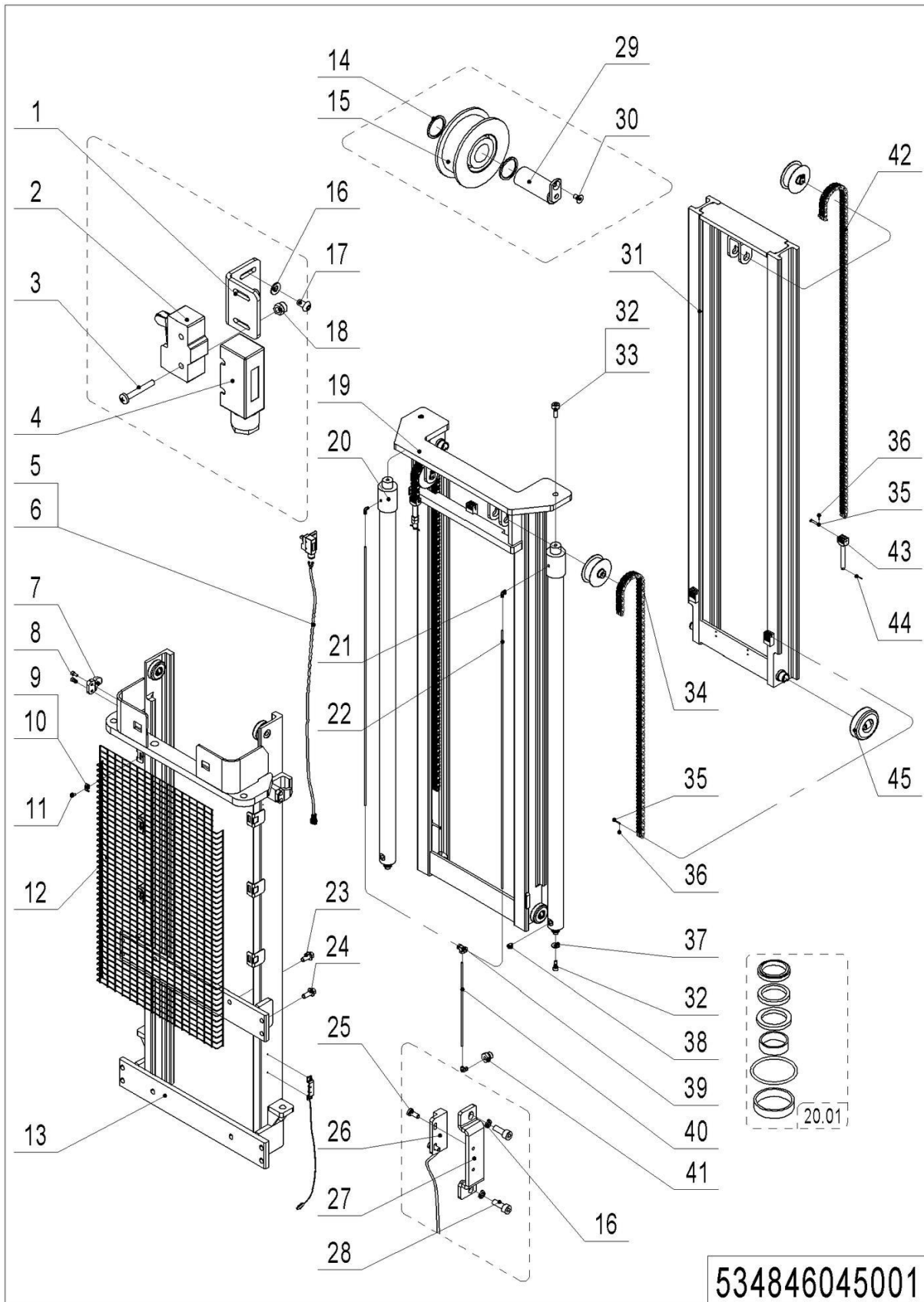


1= Supply as package. 2= Supply with constraints. 3= Phasing-out supply. 4= Supply as assembly. 5= Check other tables.

05 Triple Mast Full Free Lift (Side-shift)(534846044502)Continuation3

No.	Item Code	Mark	Item Description	Qty.	Substitute	Note
53	910400100005	1	Flat Washer	8		
54	910400500005	1	Spring Washer	8		
55	940200300004		Compound Roller	8		
56	534744520015		Subplate	2		
57	534844520002		Axle	1		
58	910401300016	1	Circlip	2		
59	532644510075	2	Chain	1		4000
59	532644510077	2	Chain	1		4300
59	251044510096	2	Chain	1		4600
59	532644510073	2	Chain	1		5300
60	910300200008	1	Nut	6		
61	532644520036	2	Side Cover	1		
62	532644520035	2	Yoke	1		
63	940800600002		Hoop	1		
64	534744510015	2	Cylinder	1		4000
64	534744510013	2	Cylinder	1		4300
64	534744510012	2	Cylinder	1		4600
64	534744510014	2	Cylinder	1		5300
64.01	534798510001	1	Seal Kit	1		
65	534744520036	2	Fixing Plate	1		
66	910200300005	1	Screw	2		
67	910200500028	1	Screw	2		
68	920200300001		Microswitch	1		
69	920200300008		Protective Cover	1		
70	910300500001	1	Nut	2		
71	534733010013	2	Wire Harness	1		4000
71	534733010014	2	Wire Harness	1		4300
71	534733010016	2	Wire Harness	1		4600
71	534733010017	2	Wire Harness	1		5300
72	921600400003	1	Cable Tie	5		

06 Triple Mast Standard Lift (534846045001)

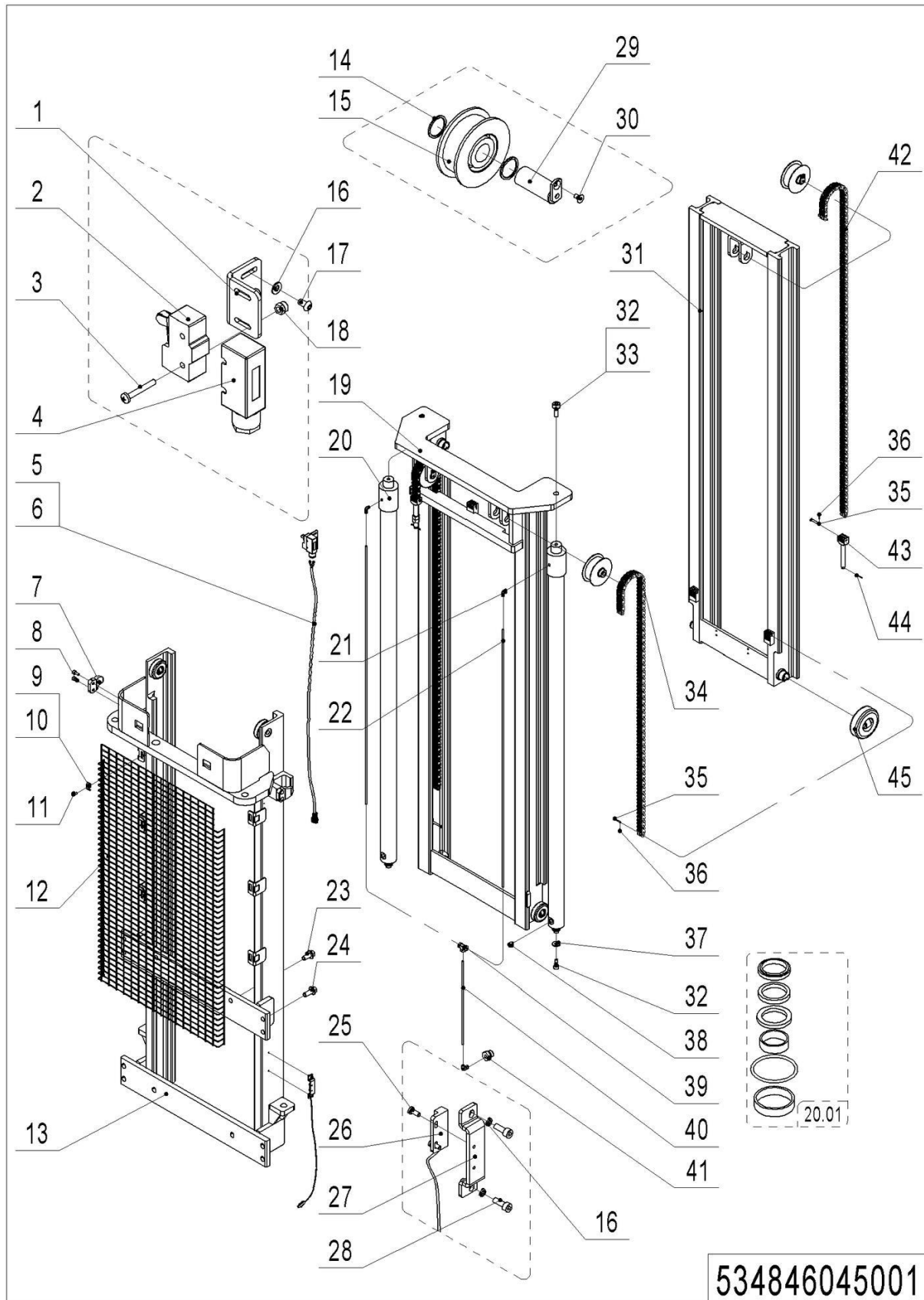


1= Supply as package. 2= Supply with constraints. 3= Phasing-out supply. 4= Supply as assembly. 5= Check other tables.

06 Triple Mast Standard Lift (534846045001)

No.	Item Code	Mark	Item Description	Qty.	Substitute	Note
1	534744520036	2	Fixing Plate	1		
2	920200300001		Microswitch	1		
3	910200500028	1	Screw	2		
4	920200300008		Protective Cover	1		
5	534733010014	2	Wire Harness	1		4300
5	534733010016	2	Wire Harness	1		4600
6	921600400003	1	Cable Tie	5		
7	275044020076		Fixing Plate	2		
8	910200200057	1	Screw	4		
9	940801500001	1	Cage Nut	6		
10	320443020321	1	Press Plate	6		
11	910200200038	1	Screw	6		
12	534444020023	2	Protective Frame	1		4300
12	534444020021	2	Protective Frame	1		4600
13	534845010001	2	Outer Mast(4300)	1		
13	534845010000	2	Outer Mast(4600)	1		
14	940600500008	1	Washer	6		
15	940200500010		Sprocket Bearing	3		
16	910400100003	1	Flat Washer	4		
17	910200300005	1	Screw	2		
18	910300500001	1	Nut	2		
19	534745010013	2	Middle Mast(4300)	1		
19	534745010011	2	Middle Mast(4600)	1		
20	534745010007	2	Cylinder	2		4300
20	534745010006	2	Cylinder	2		4600
20.01	534798510004	1	Seal Kit	2		
21	950500100001		Joint	3		
22	534745020002	2	Pipe	2		
23	910100800005	1	Bolt	4		
24	910100800006	1	Bolt	8		

06 Triple Mast Standard Lift (534846045001) Continuation 1

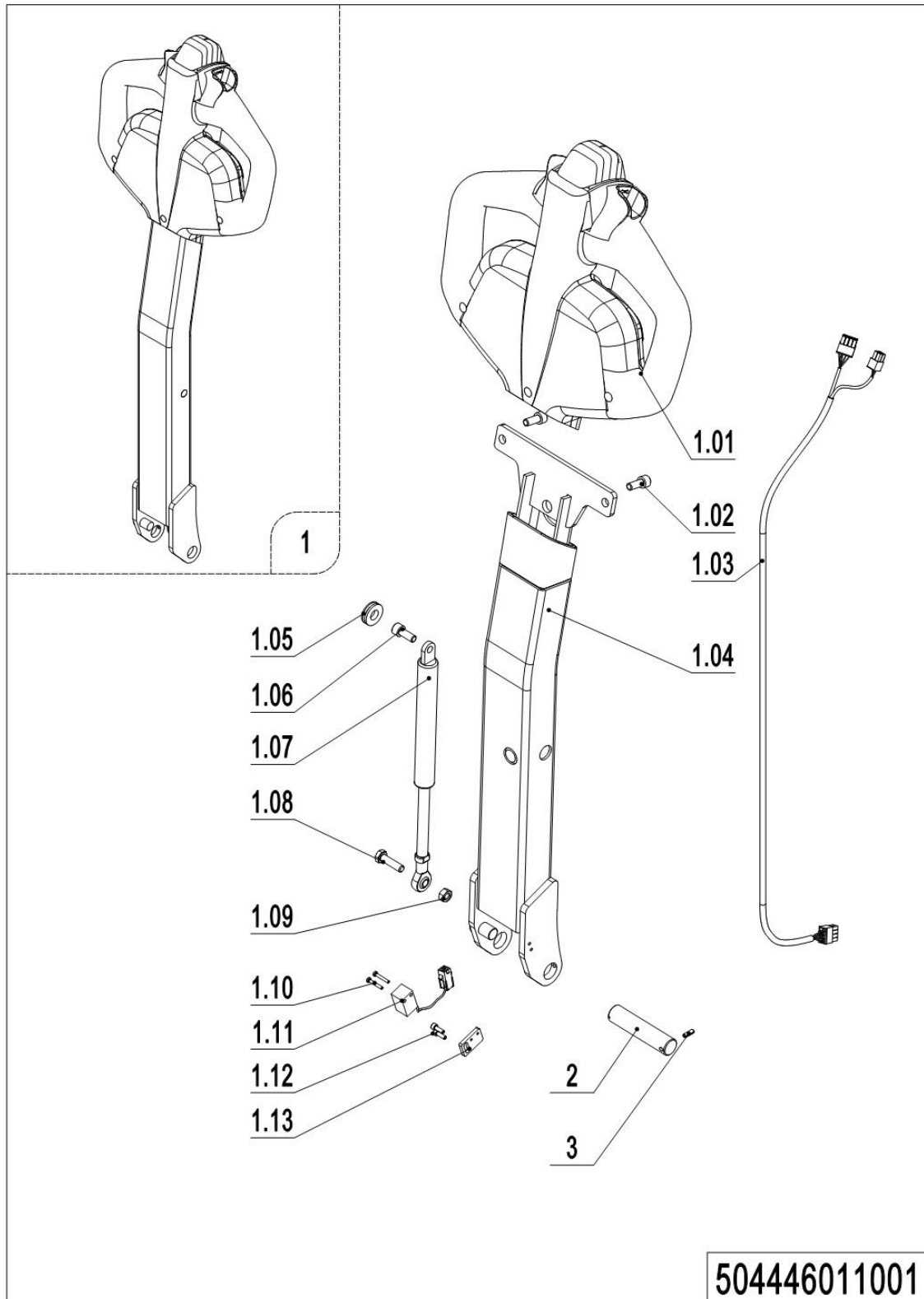


06 Triple Mast Standard Lift (534846045001)Continuation1

No.	Item Code	Mark	Item Description	Qty.	Substitute	Note
25	910200500010	1	Screw	2		
26	534833510003		Switch	1		
27	534744520059	2	Protective Cover	1		
28	910200200015	1	Screw	2		
29	533544510006		Pin	3		
30	910200400016	1	Screw	3		
31	534745010005	2	Inner Mast(4300)	1		
31	534745010004	2	Inner Mast(4600)	1		
32	910200200097	1	Screw	4		
33	910400500008	1	Spring Washer	2		
34	534745010009	2	Chain	2		4300
34	534145010005	2	Chain	2		4600
35	941100800006	1	Pin	6		
36	910600600015	1	Cotter Pin	6		
37	534744520015		Subplate	2		
38	950600300001		Safety Valve	2		
39	950500200001		Joint	1		
40	535024010003	2	Pipe	1		
41	534824020003		Adapter	1		
42	535044510020	2	Chain	1		4300
42	534745010008	2	Chain	1		4600
43	532644520038		Chain Anchor	3		
44	910600600032	1	Cotter Pin	3		
45	940200300004		Compound Roller	8		

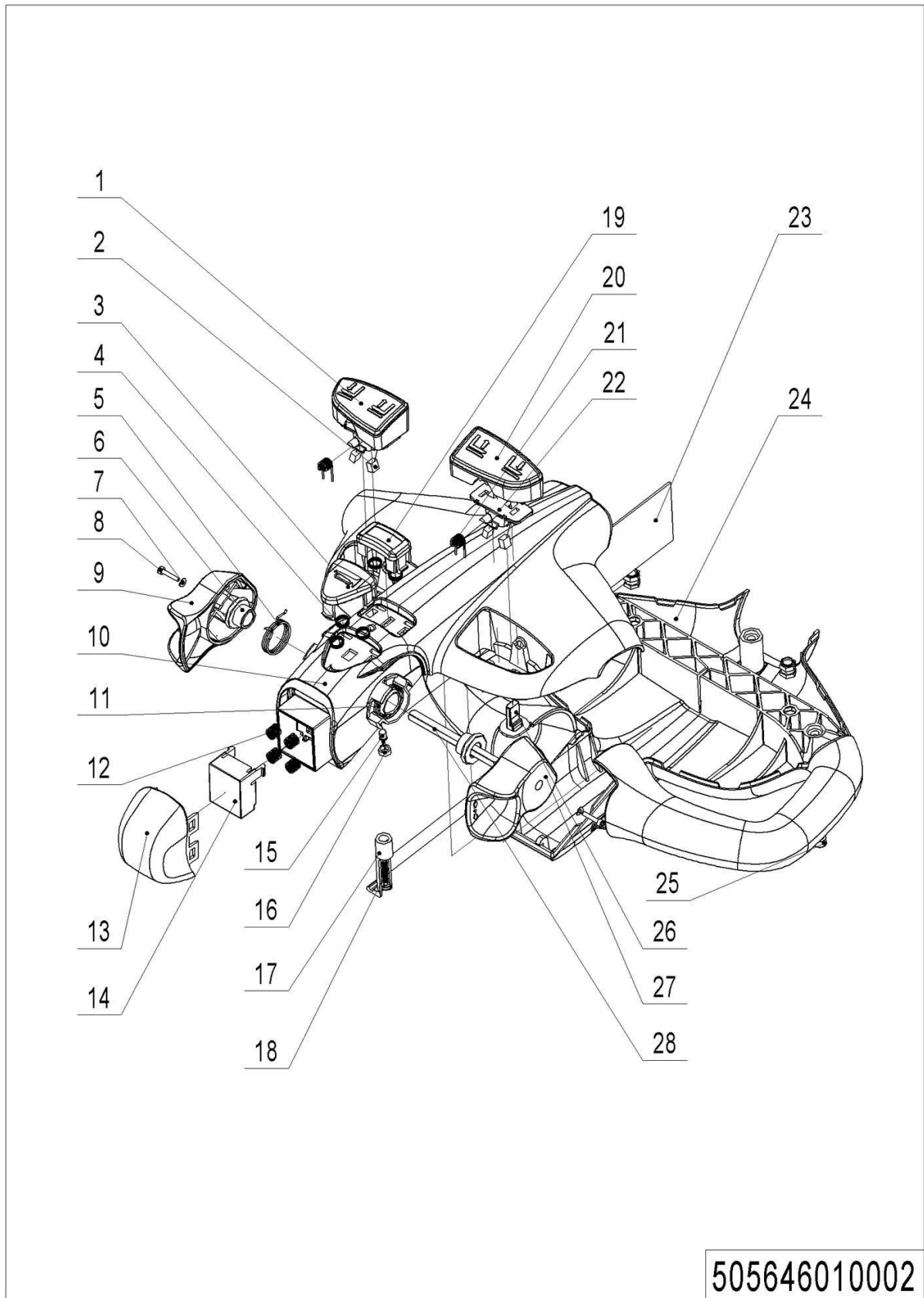
Chapter 5: Steering System, Braking System, Wheels

01 Tiller Unit (504446011001)



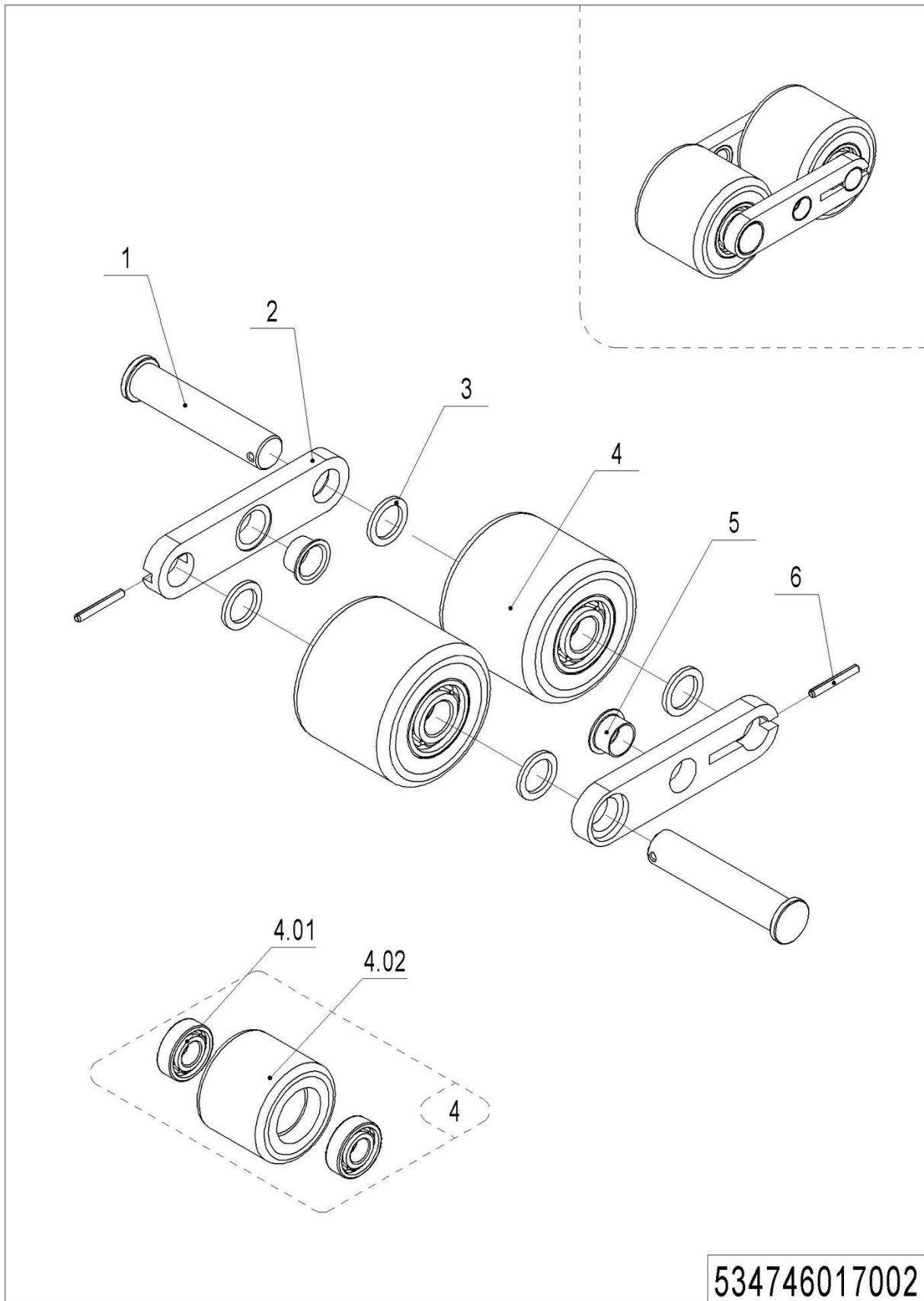
01 Tiller Unit (504446011001)

No.	Item Code	Mark	Item Description	Qty.	Substitute	Note
1	504498510027		Tiller Assembly	1		
1.01	-----		Tiller	1		Check505646010002
1.02	910200200057	1	Screw	2		
1.03	534733010001	2	Wire Harness	1		
1.04	504411010001	2	Tiller	1		
1.05	502311020009		Close Plate	1		
1.06	941100400001	1	Screw	1		
1.07	940400100011		Air Spring	1		
1.08	910100300024	1	Bolt	1		
1.09	910300100006	1	Nut	1		
1.10	910200500015	1	Screw	2		
1.11	505633510002		Proximity Switch	1		
1.12	910200200014	1	Screw	2		
1.13	504411020009		Baseboard	1		
2	504411020011		Axle	1		
3	910600400009	1	Spring Pin	1		

02 Tiller (505646010002)

02 Tiller (505646010002)

No.	Item Code	Mark	Item Description	Qty.	Substitute	Note
--	922100100001		Tiller	1		
1	505698520016	2	Button cap	1		
2	505698520005	2	Magnet	4		
3	505698520002	2	Horn Button	1		
4	505698520003	2	Spring	5		
5	505698520027	2	Torsional Spring	1		
6	505698520004	2	Sleeve	2		
7	505698520009	2	Washer	2		
8	505698520008	2	Screw	2		
9	505698520001	2	Traction lever	1		
10	505698520014	2	Handle Cap	1		
11	505698520026	2	Torsional Spring	1		
12	505698520006	2	Spring	4		
13	505698520020	2	Button Cap-	1		
14	505698520019	2	Pedestal	1		
15	505698520024	2	Light	1		
16	505698520025	2	Lamp Holder	1		
17	505698520012	2	Clamp	1		
18	505698520023	2	Screw	1		
19	505698520021	2	Button Cap	1		
20	505698520022	2	Button Cap	1		
21	505698520018	2	Torsional Spring	2		
22	505698520017	2	Fixing Base	2		
23	505698520028	2	circuit Board	1		
24	505698520015	2	Handle Cap	1		
25	505698520007	2	Screw	3		
26	505698520013	2	Sensor	2		
27	505698520010	2	Traction lever	1		
28	505698520011	2	Axle-Traction lever	1		

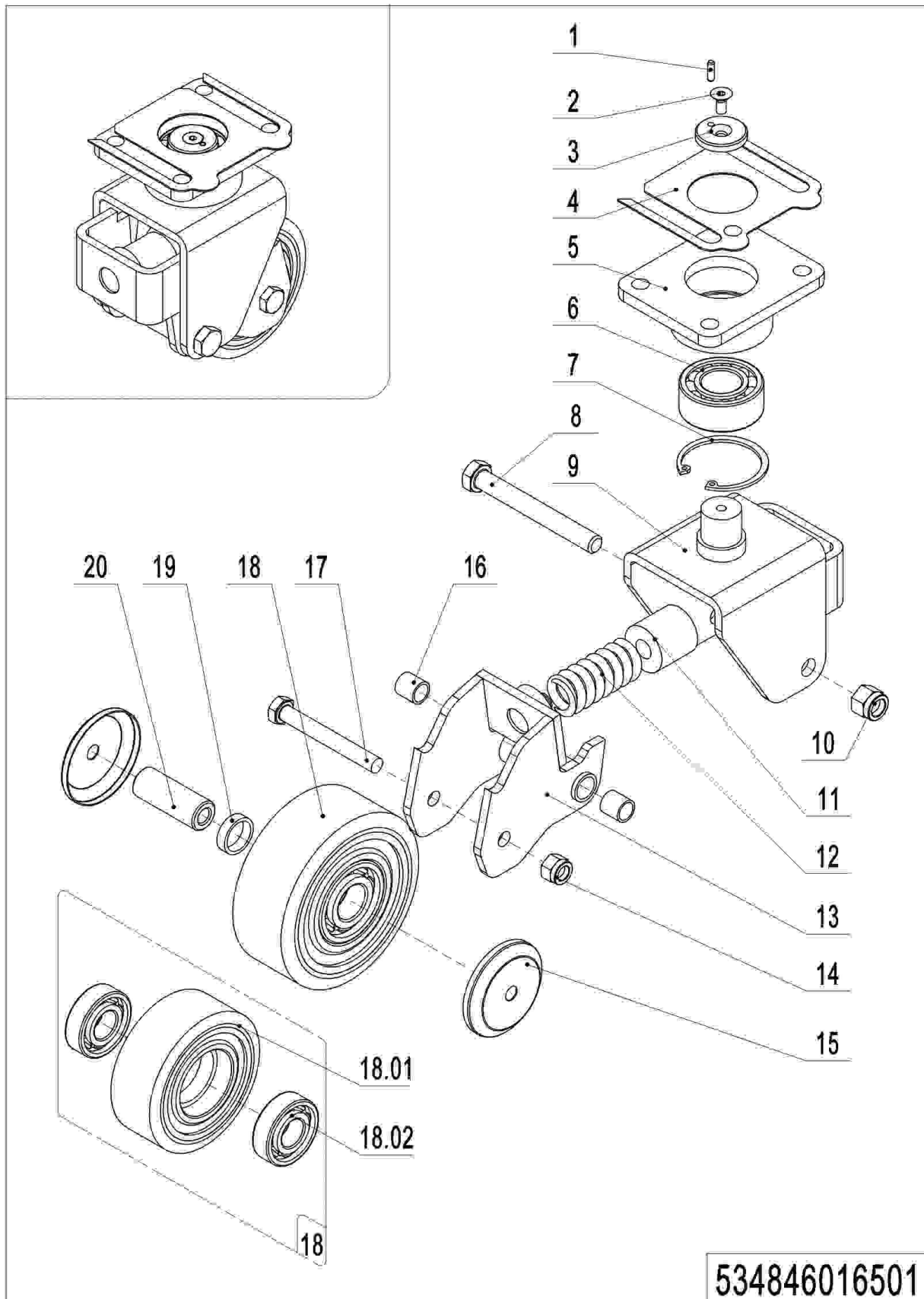
03 Load Wheel(534746017001)

1= Supply as package. 2= Supply with constraints. 3= Phasing-out supply. 4= Supply as assembly. 5= Check other tables.

03 Load Wheel(534746017001)

No.	Item Code	Mark	Item Description	Qty.	Substitute	Note
1	534717020001		Pin	2		
2	534717020002	2	Plate	2		
3	940600500004	1	Washer	4		
4	532998510001	2	Wheel	2		
4.01	910700200019		Bearing	4		
4.02	940300300009		WheelΦ84x70	2		
5	940500200003	1	Bushing	2		
6	910600400017	1	Spring Pin	2		

04 Caster(534846016501)

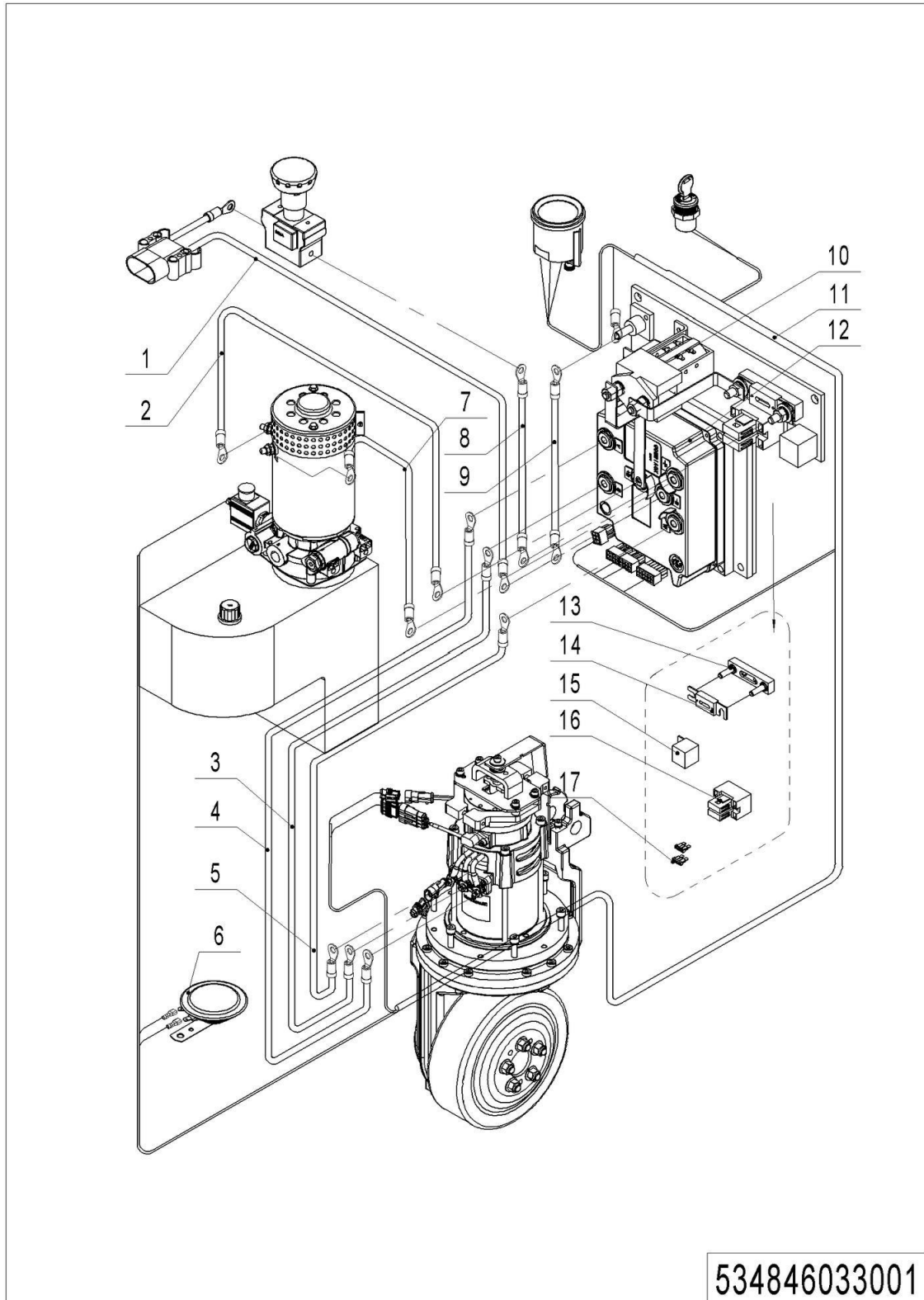


04 Caster(534846016501)

No.	Item Code	Mark	Item Description	Qty.	Substitute	Note
--	534816510000	2	Caster Assembly	2		
1	910600100004	1	Cylindrical Pin	1		
2	941100300001	1	Screw	1		
3	505616520007	1	Retaining Ring	1		
4	505616520014	1	Pad	1		
5	505616510002	2	Plate	1		
6	910700500002		Bearing	1		
7	910401400016	1	Circlip	1		
8	941100200002	1	Bolt	1		
9	536716510003	2	Wheel Carrier	1		
10	910300500006	1	Nut	1		
11	505616520000	2	Spring	1		
12	940400500007	2	Spring	1		
13	505616510003	2	Whirling Arm	1		
14	910300500005	1	Nut	1		
15	505616520011		Dust Cap	2		
16	940500100002	1	Bushing	2		
17	910100100038	1	Bolt	1		
18	505698510000	2	Wheel	1		
18.01	940300300018		WheelΦ100x40	1		
18.02	910700200019		Bearing	2		
19	505616520012	1	Check Ring	2		
20	505616520013	2	Bushing	1		

Chapter 6: Electrical Parts

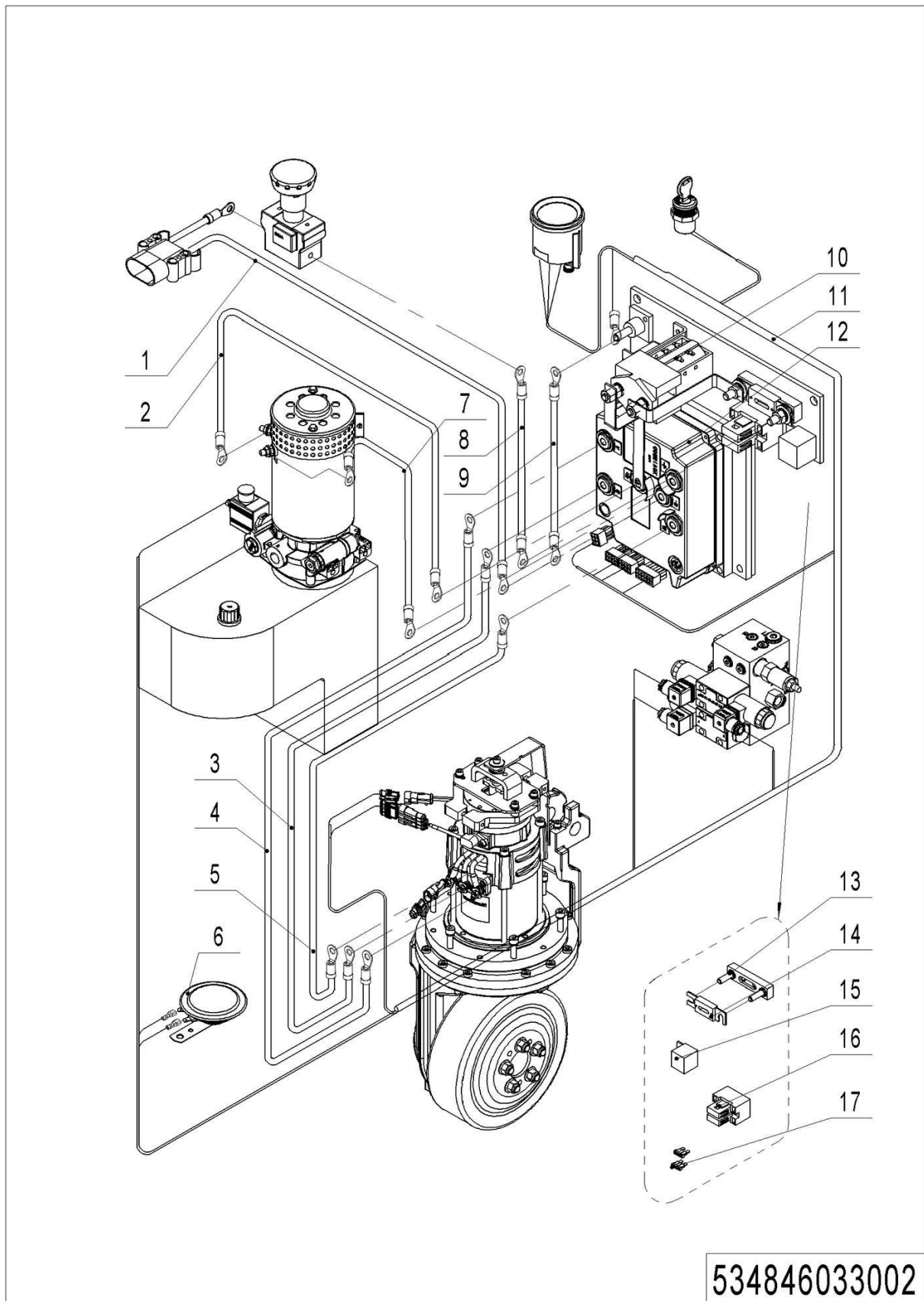
01 Wire Harness (534846033001)



01 Wire Harness (534846033001)

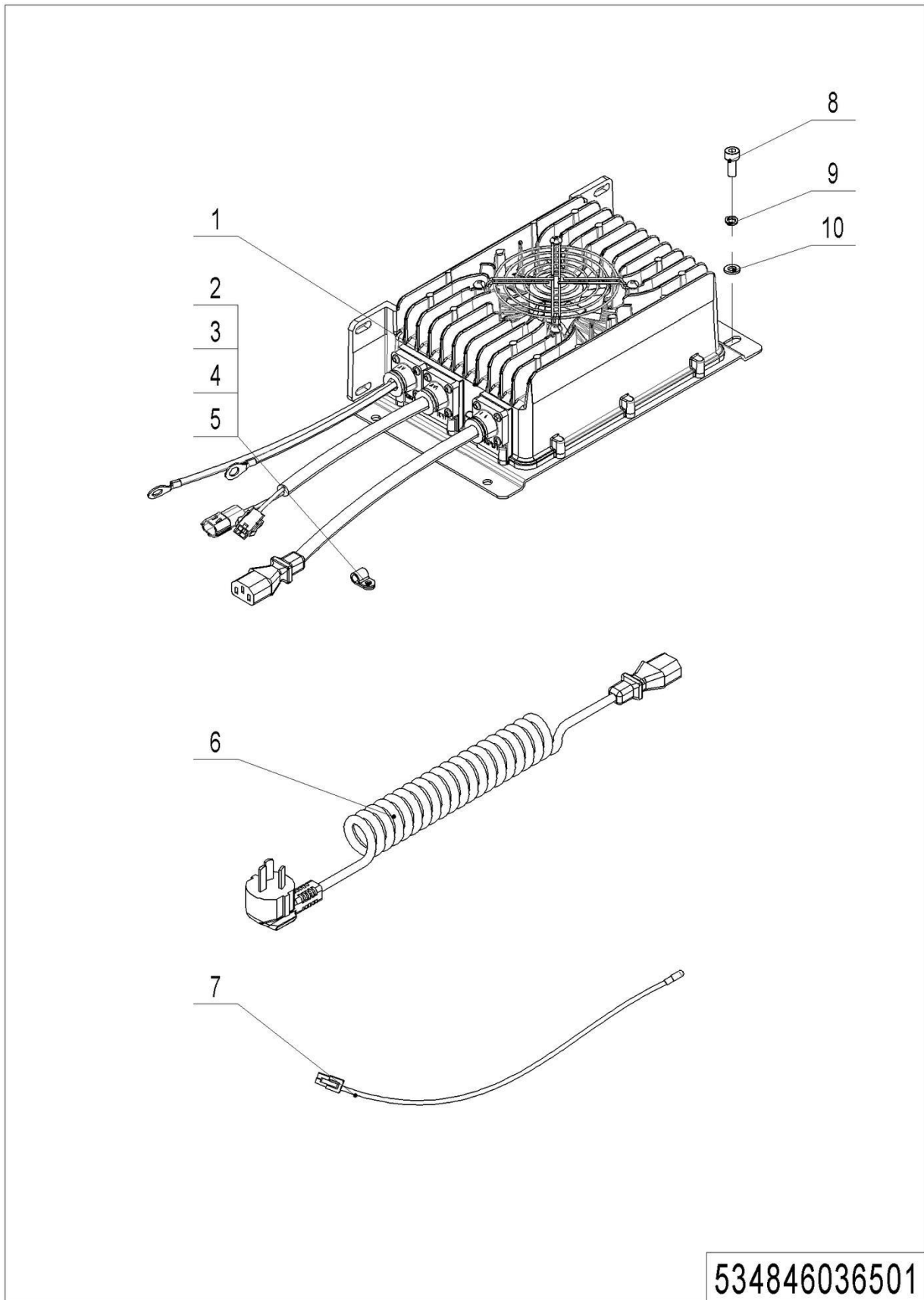
No.	Item Code	Mark	Item Description	Qty.	Substitute	Note
1	534833010008	2	Wire Harness	1		
1	534833010017	2	Wire Harness	1		Li
2	534533010007	2	Cable	1		
3	534833010003	2	Cable	1		
4	534833010004	2	Cable	1		
5	534833010005	2	Cable	1		
6	920500100001		Horn	1		
7	534533010006	2	Cable	1		
8	534833010009	2	Cable	1		
9	534833010013	2	Cables	1		
10	920700100002		Contactator	1		
11	534533010000	2	Wire Harness	1		
11	534833010015	2	Wire Harness	1		Li
12	921400100048		Controller	1		
13	920100400002		Fuse Holder	1		
14	920100100013		Fuse	1		
15	920800100001		Relay	1		
16	920100400005		Fuse Holder	1		
17	920100200002		Fuse	2		

02 Wire Harness (Side-shift)(534846033002)



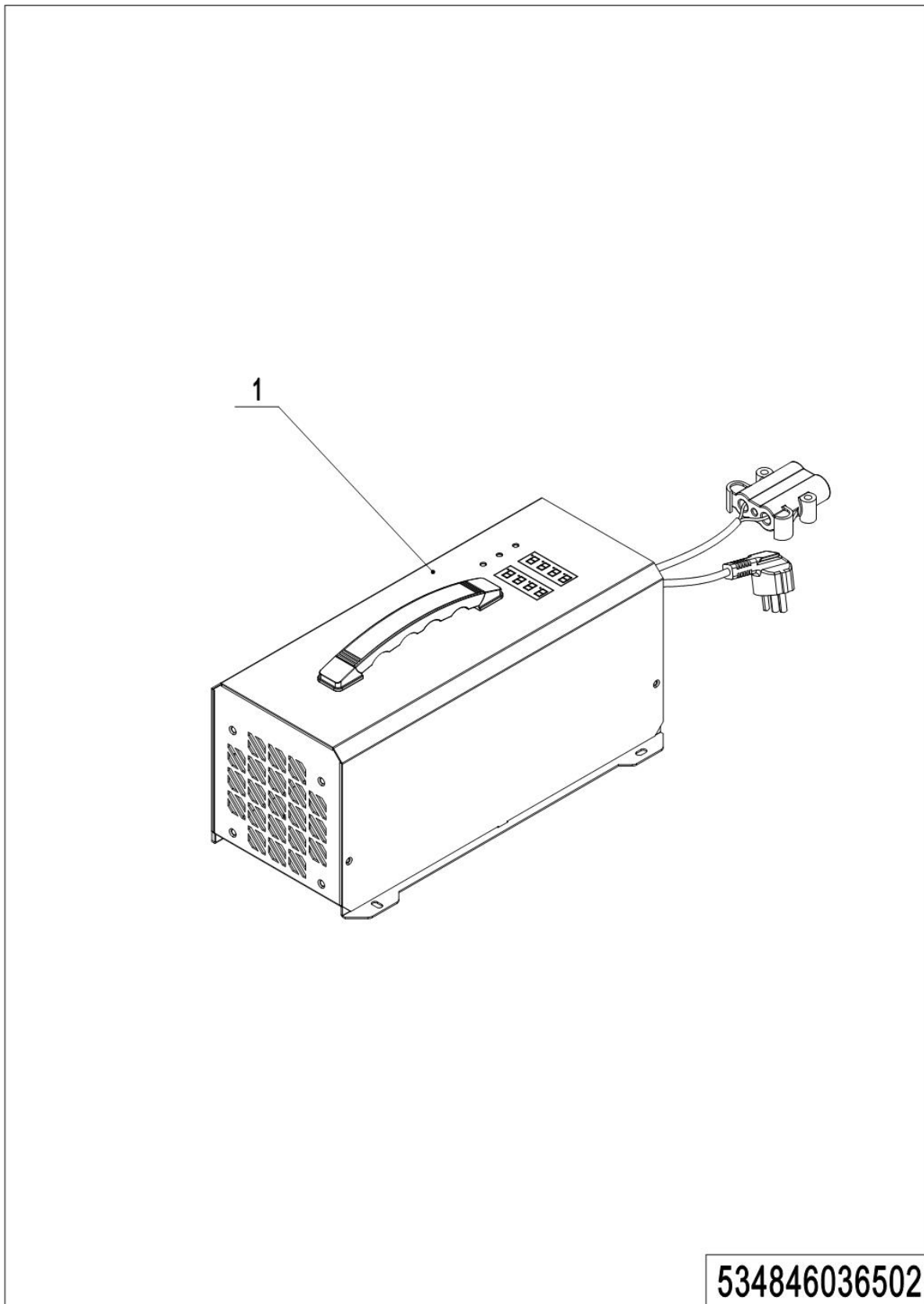
02 Wire Harness (Side-shift)(534746033002)

No.	Item Code	Mark	Item Description	Qty.	Substitute	Note
1	534833010008	2	Wire Harness	1		
1	534833010017	2	Wire Harness	1		Li
2	534533010007	2	Cable	1		
3	534833010003	2	Cable	1		
4	534833010004	2	Cable	1		
5	534833010005	2	Cable	1		
6	920500100001		Horn	1		
7	534533010006	2	Cable	1		
8	534833010009	2	Cable	1		
9	534833010013	2	Cables	1		
10	920700100002		Contactactor	1		
11	534533010000	2	Wire Harness	1		
11	534833010014	2	Wire Harness	1		Li
12	921400100048		Controller	1		
13	920100400002		Fuse Holder	1		
14	920100100013		Fuse	1		
15	920800100001		Relay	1		
16	920100400005		Fuse Holder	1		
17	920100200002		Fuse	2		

03 Charger (534846036501)**534846036501**

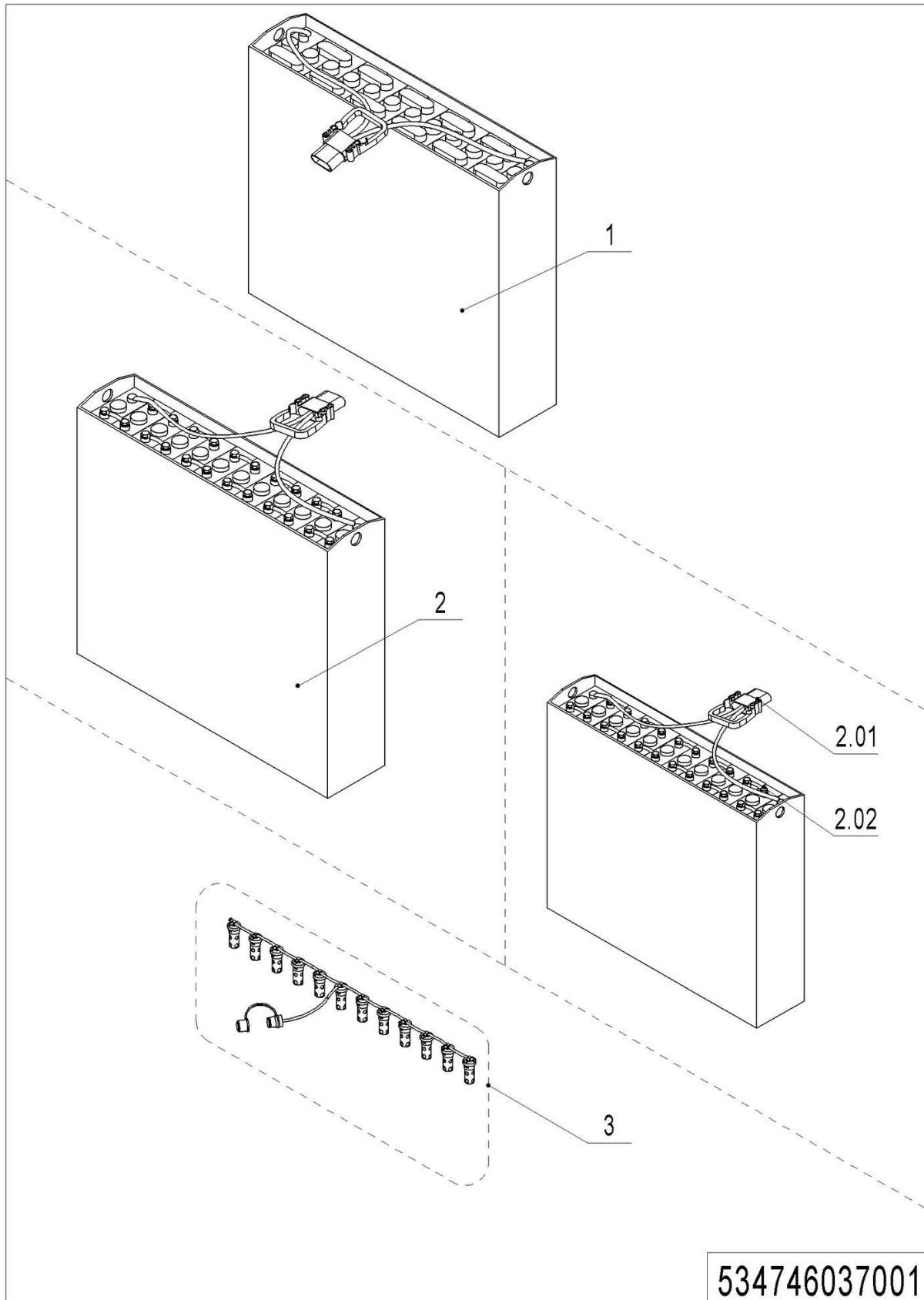
03 Charger(534846036501)

No.	Item Code	Mark	Item Description	Qty.	Substitute	Note
1	921000100046		Charger24V35A	1		
2	921300200001	1	Cable Clamp	4		
3	910200500034	1	Screw	4		
4	910400100003	1	Flat Washer	4		
5	910400500003	1	Spring Washer	4		
6	921500200031		Spring Cable(USA)	1		
6	921500200008		Spring Cable (Asia)	1		
6	921500200005		Spring Cable(EU)	1		
6	921500200003		Spring Cable(AUS)	1		
6	921500200004		Spring Cable(ENG)	1		
7	922000100020		Lamp	1		
8	910200200033	1	Screw	4		
9	910400500005	1	Spring Washer	4		
10	910400100005	1	Flat Washer	4		

04 Charger(Li) (534846036501)

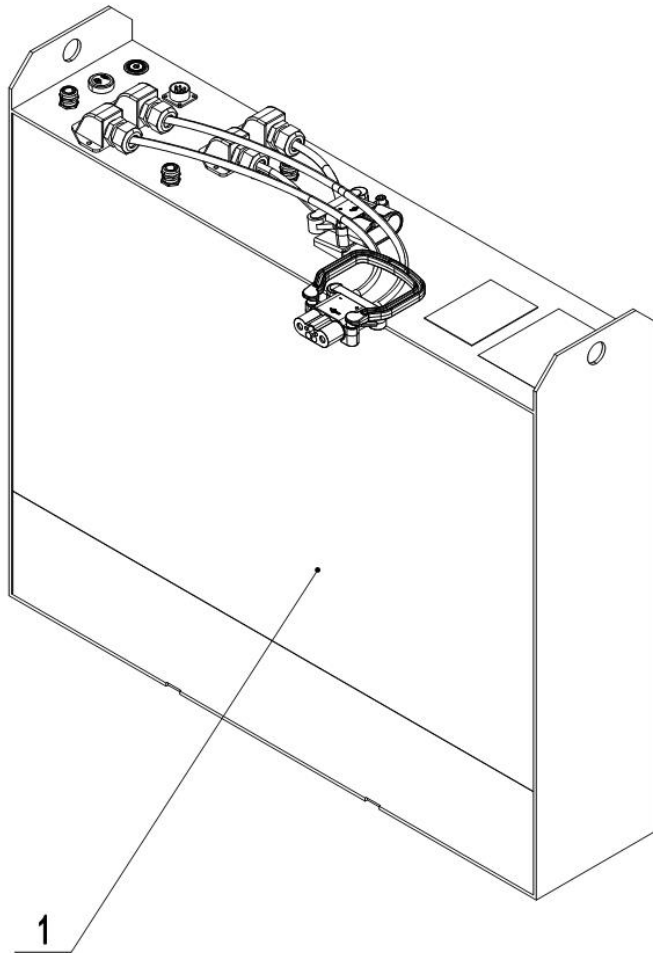
04 Charger(Li)(534846036502)

No.	Item Code	Mark	Item Description	Qty.	Substitute	Note
1	921000200522		Charger24V60A(Asia-CHN)	1		
1	921000200523		Charger24V60A(Asia-EN)	1		
1	921000200524		Charger24V60A(EU)	1		
1	921000200525		Charger24V60A(ENG)	1		
1	921000200526		Charger24V60A(AUS)	1		
1	921000200527		Charger24V60A((ISR)	1		
1	921000200528		Charger24V60A(ARG)	1		
1	921000200529		Charger24V60A(ZA)	1		
1	921000200530		Charger24V60A(US)	1		
1	921000200531		Charger24V80A(Asia-CHN)	1		
1	921000200663		Charger24V60A(BIGZA)	1		
1	921000200531		Charger24V80A(Asia-CHN)	1		
1	921000200532		Charger24V80A(Asia-EN)	1		
1	921000200533		Charger24V80A(EU)	1		
1	921000200534		Charger24V80A(ENG)	1		
1	921000200535		Charger24V80A(AUS)	1		
1	921000200536		Charger24V80A(ISR)	1		
1	921000200537		Charger24V80A(ARG)	1		
1	921000200538		Charger24V80A(ZA)	1		
1	921000200539		Charger24V8A(US)	1		
1	921000200664		Charger24V80A(BIGZA)	1		

05 Traction Battery (534746037001)

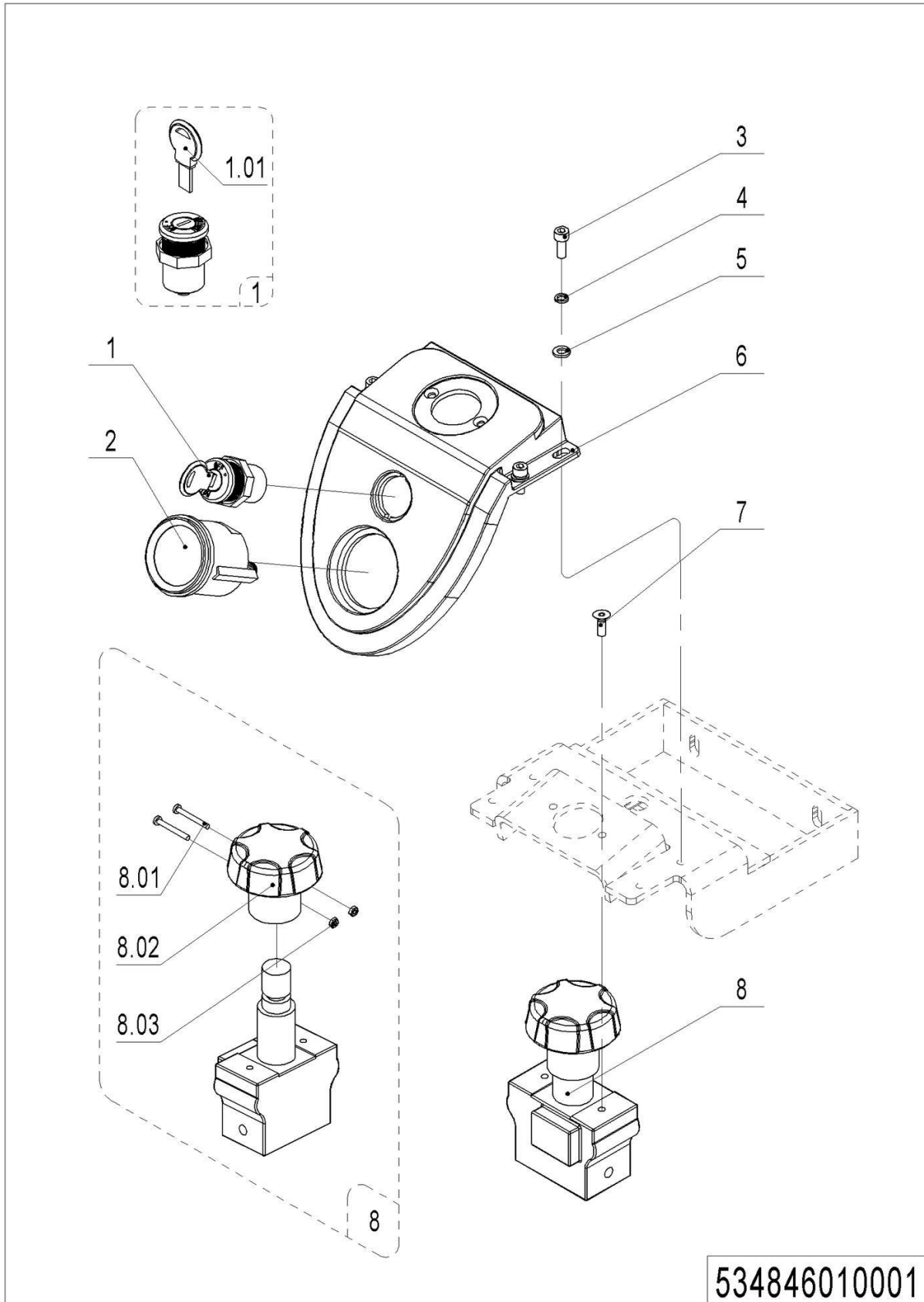
05 Traction Battery (534746037001)

No.	Item Code	Mark	Item Description	Qty.	Substitute	Note
1	534737010000		Battery24V270Ah(welded)	1		Welded
2	534737010001		Battery24V270Ah	1		Bolted
2.01	920400100007		Connector	1		General Use
2.02	505698520000		Bolt	24		Bolted Only
3	535937110000		Water refilling system	1		Optional

06 Traction Battery (Li) (534846037001)**534846037001**

06 Traction Battery (Li) (534846037001)

No.	Item Code	Mark	Item Description	Qty.	Substitute	Note
1	920600100340	2	Li Battery24V150Ah	1		
2	920600100342	2	Li Battery24V200Ah	1		

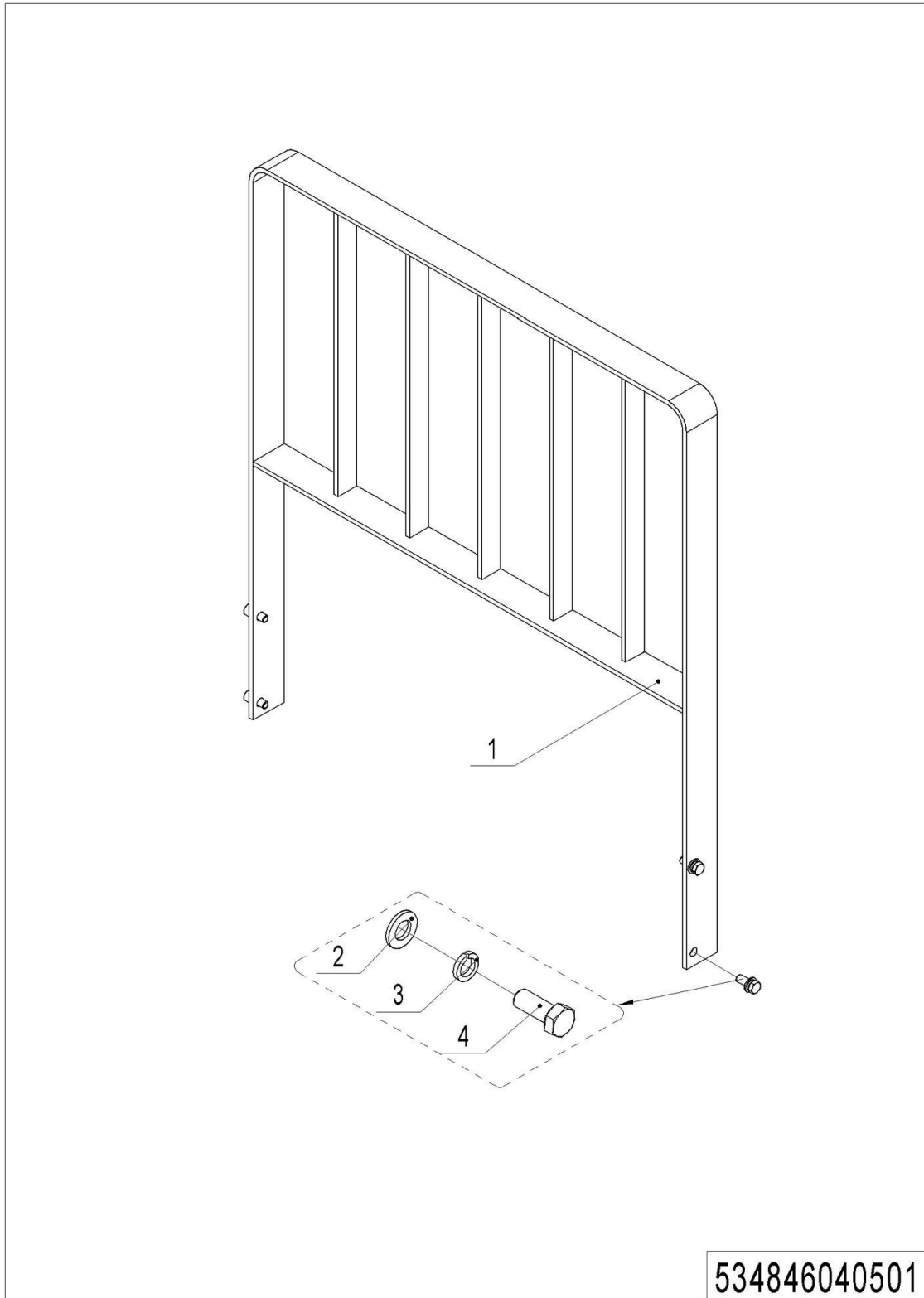
07 Display Assembly (534846010001)

07 Display Assembly (534846010001)

No.	Item Code	Mark	Item Description	Qty.	Substitute	Note
1	920200200025		Key Switch	1		
1	920200200028		Key Switch	1		Li
1.01	403898520003		Key	1		
2	921100100012		Display	1		
3	910200200035	1	Screw	4		
4	910400500005	1	Spring Washer	4		
5	910400100005	1	Flat Washer	4		
6	504410020001	2	Protective Cover	1		
7	910200400011	1	Screw	2		
8	920200100001		Emergency Button	1		
8.01	910200500016	1	Screw	2		
8.02	505698520029		Button	1		
8.03	910300100002	1	Nut	2		

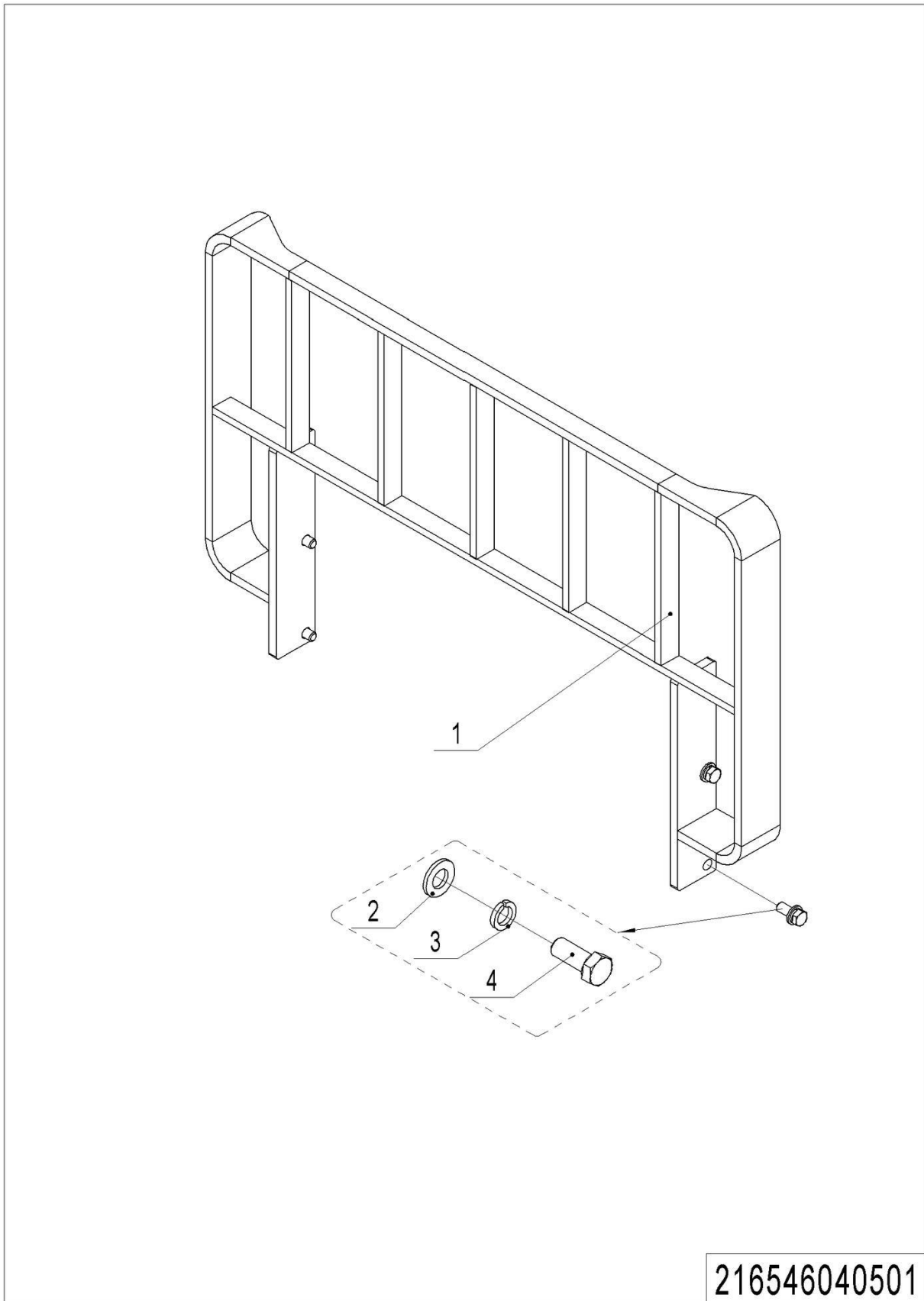
Chapter 7: Special Parts

01 Load Backrest (Optional) (534846040501)



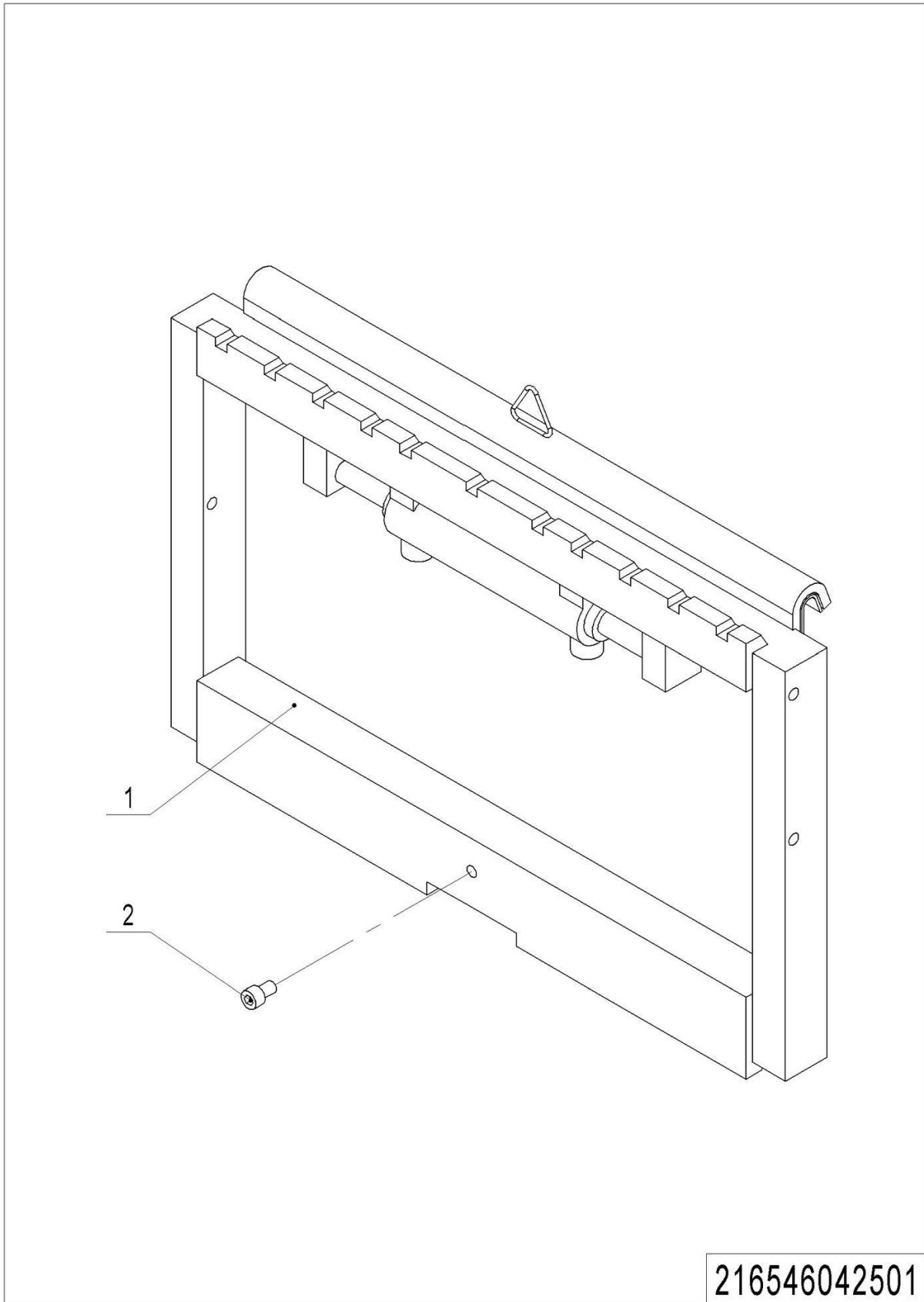
01 Load Backrest (Optional)(534846040501)

No.	Item Code	Mark	Item Description	Qty.	Substitute	Note
1	534840510000	2	Load Backrest	1		
2	910400100007	1	Flat Washer	4		
3	910400500007	1	Spring Washer	4		
4	910100300037	1	Bolt	4		

02 Load Backrest (Side-shift,Optional) (216546040501)

02 Load Backrest (Side-shift,Optional)(216546040501)

No.	Item Code	Mark	Item Description	Qty.	Substitute	Note
1	216540510001	2	Load Backrest	1		
2	910400100008	1	Flat Washer	4		
3	910400500008	1	Spring Washer	4		
4	910100300050	1	Bolt	4		

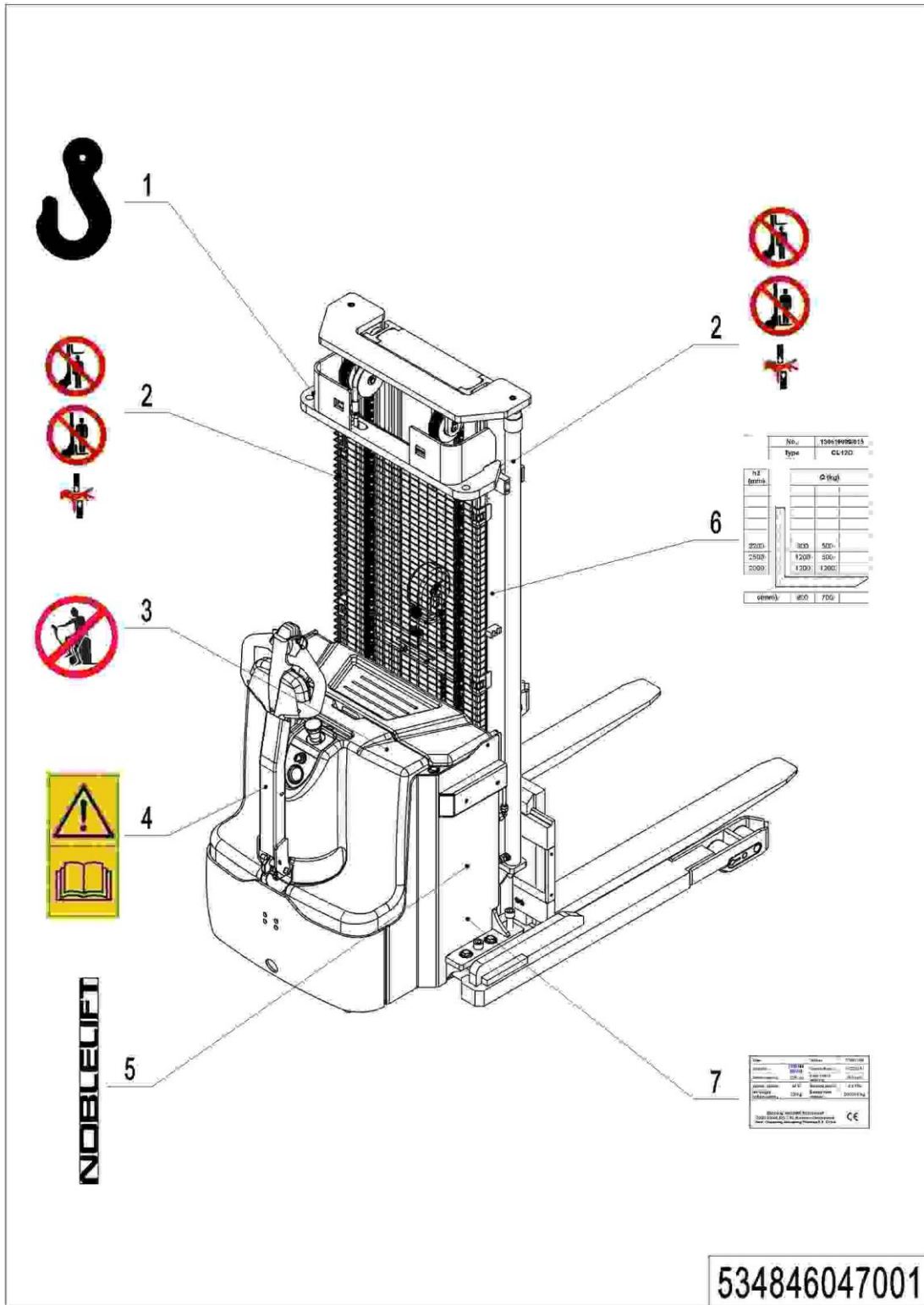
03Side-shifter (216546042501)

03Side-shifter (216546042501)

No.	Item Code	Mark	Item Description	Qty.	Substitute	Note
1	940100200008		Side Shifter	1		LDSJ
1	940100200005		Side Shifter	1		Cascade
2	910200200074	1	Screw	1		

Chapter 8: Others

01 Label and Decal (EU) (534846047001)



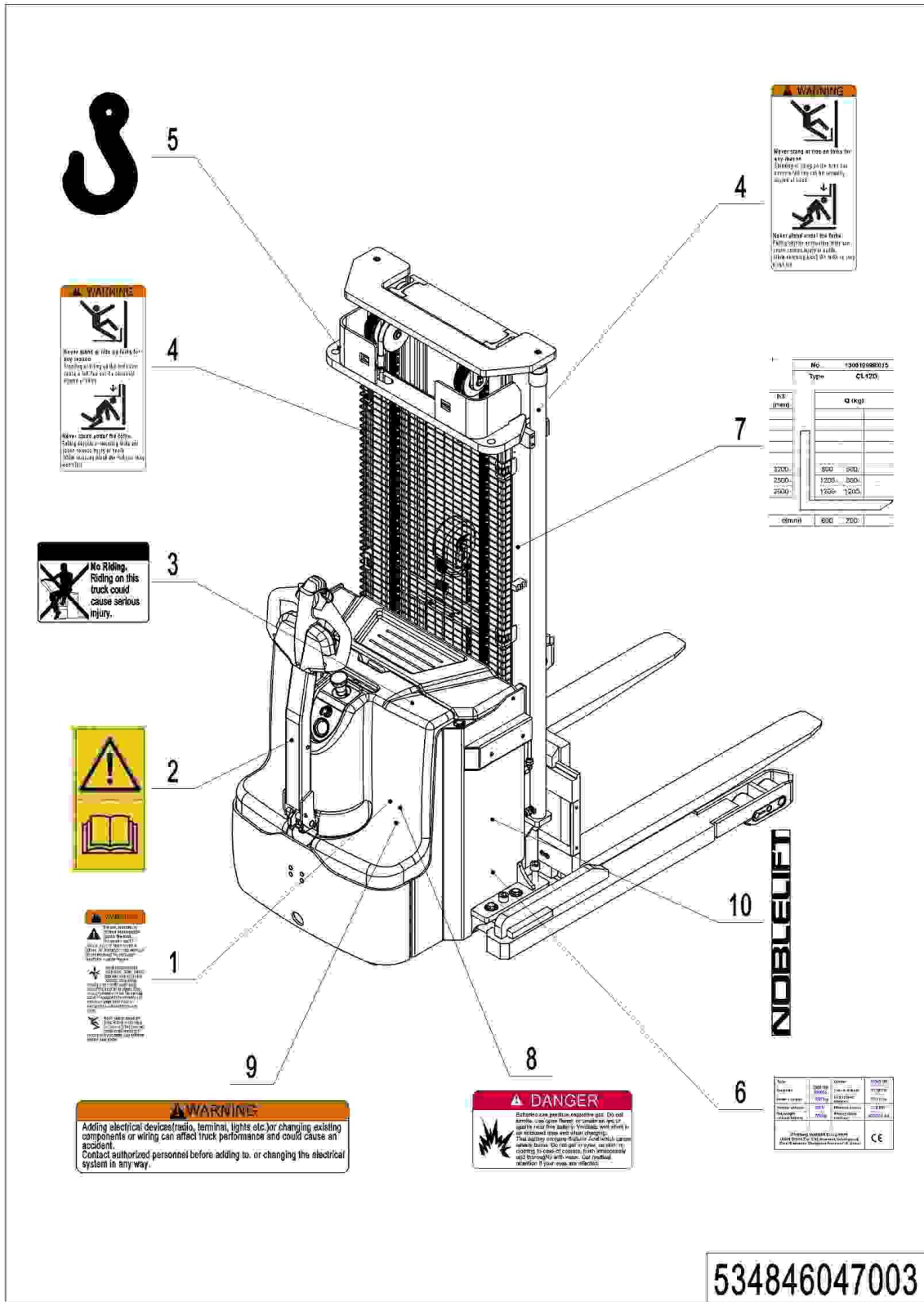
534846047001

1= Supply as package. 2= Supply with constraints. 3= Phasing-out supply. 4= Supply as assembly. 5= Check other tables.

01 Label and Decal(EU) (534846047001)

No.	Item Code	Mark	Item Description	Qty.	Substitute	Note
1	941200300001		Label	2		
2	941200100004		Label	2		
3	941200100003		Label	1		
4	941200300002		Label	1		
5	941200500001		Label	2		
6	534847502002		Load Capacity Diagram	2		Depends On Customer
7	534847502001		Truck data plate	1		

02 Label and Decal (USA)(534846047003)



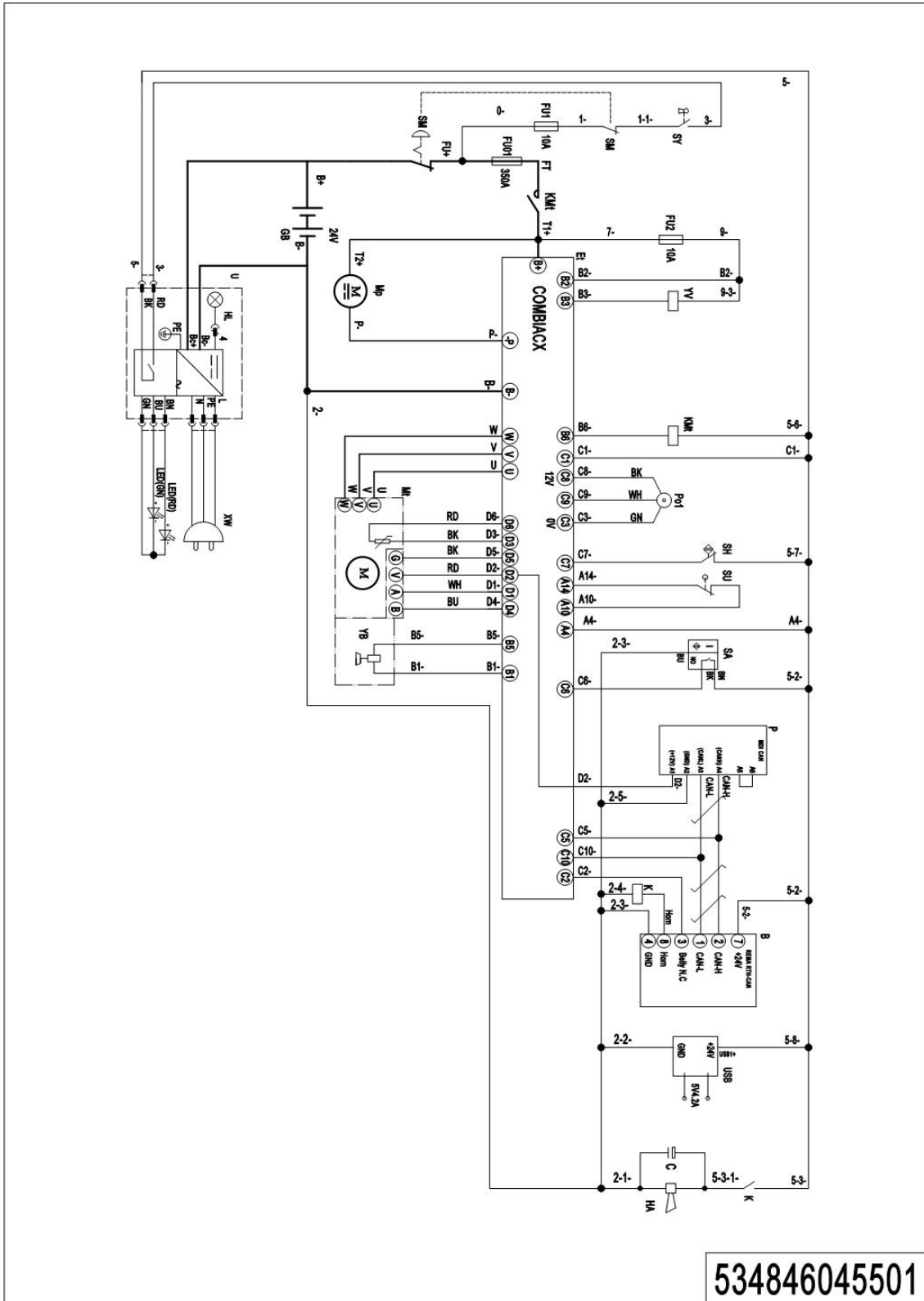
1= Supply as package. 2= Supply with constraints. 3= Phasing-out supply. 4= Supply as assembly. 5= Check other tables.

02 Label and Decal (USA)(534846047003)

No.	Item Code	Mark	Item Description	Qty.	Substitute	Note
1	941200100009		Label	1		
2	941200300002		Label	1		
3	941200100011		Label	1		
4	941200100016		Label	1		
5	941200300001		Label	2		
6	534847502001		Truck data plate	1		
7	534847502002		Load Capacity Diagram	2		
8	941200100013		Label	1		
9	941200100010		Label	1		
10	941200500001		Label	2		Depends On Customer

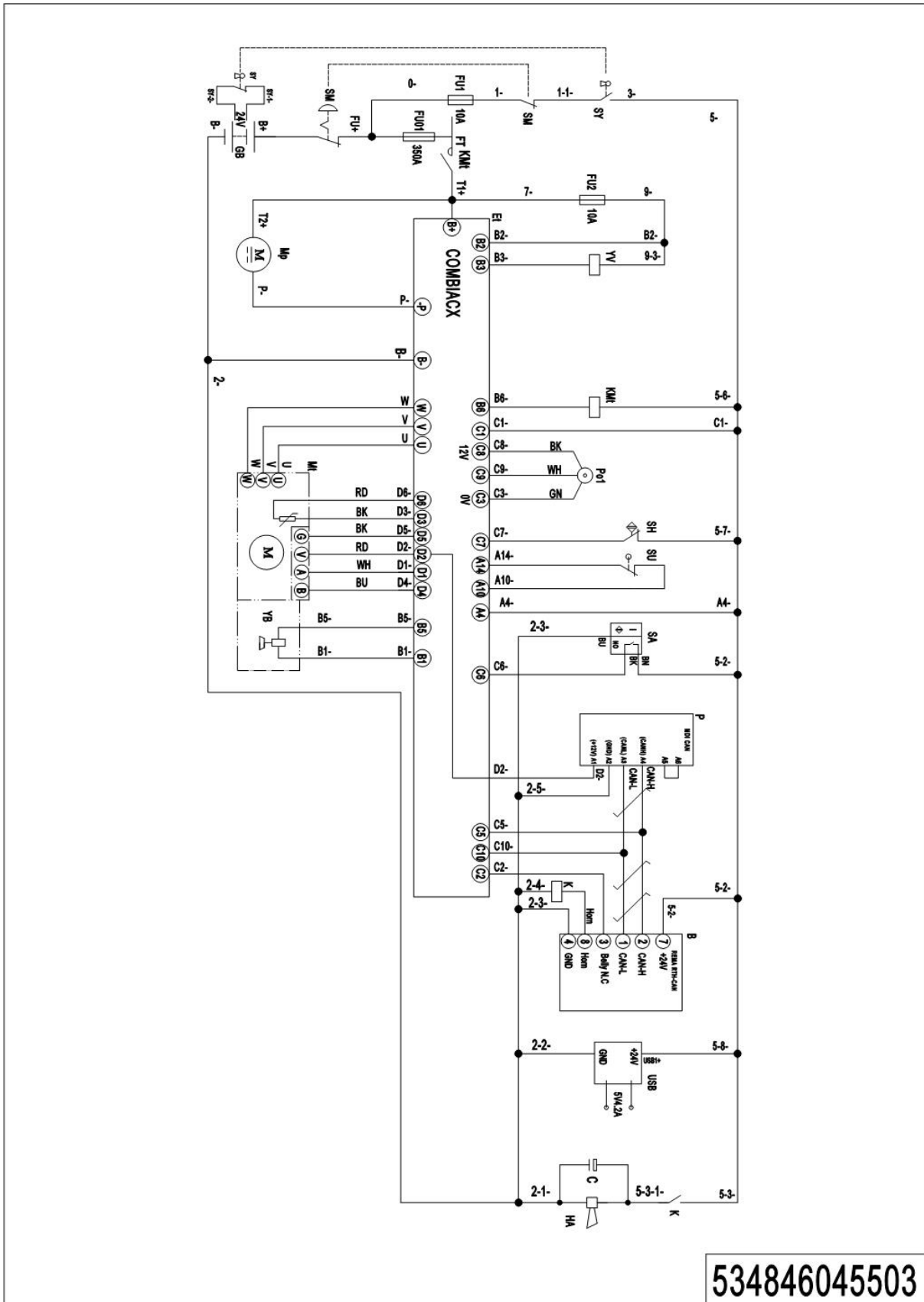
Appendix

01 Electrical Circuit Diagram (534846045501)



1= Supply as package. 2= Supply with constraints. 3= Phasing-out supply. 4= Supply as assembly. 5= Check other tables.

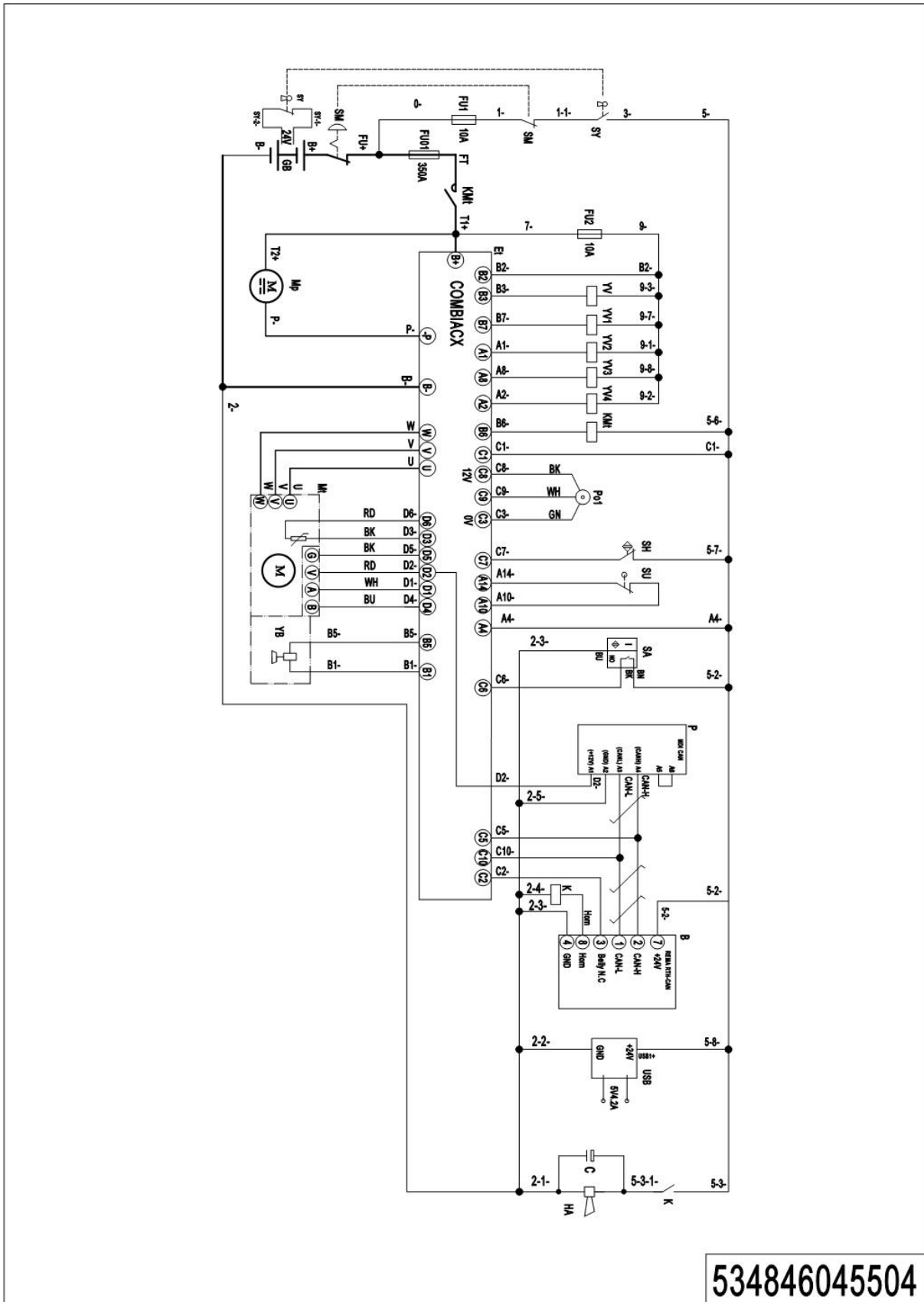
03 Electrical Circuit Diagram(Li) (534846045503)



534846045503

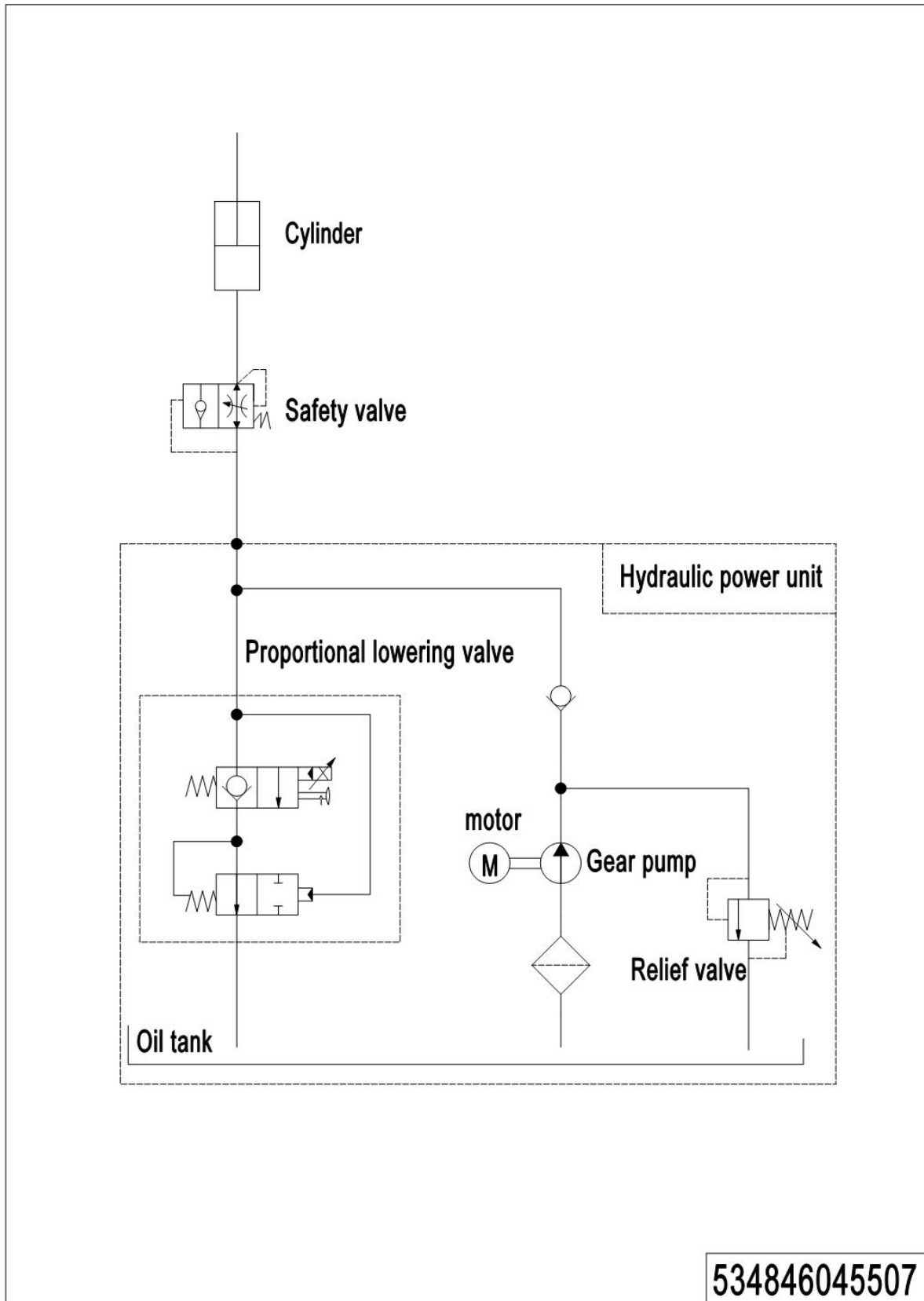
1= Supply as package. 2= Supply with constraints. 3= Phasing-out supply. 4= Supply as assembly. 5= Check other tables.

04 Electrical Circuit Diagram (Side-shift,Li)(534846045502)

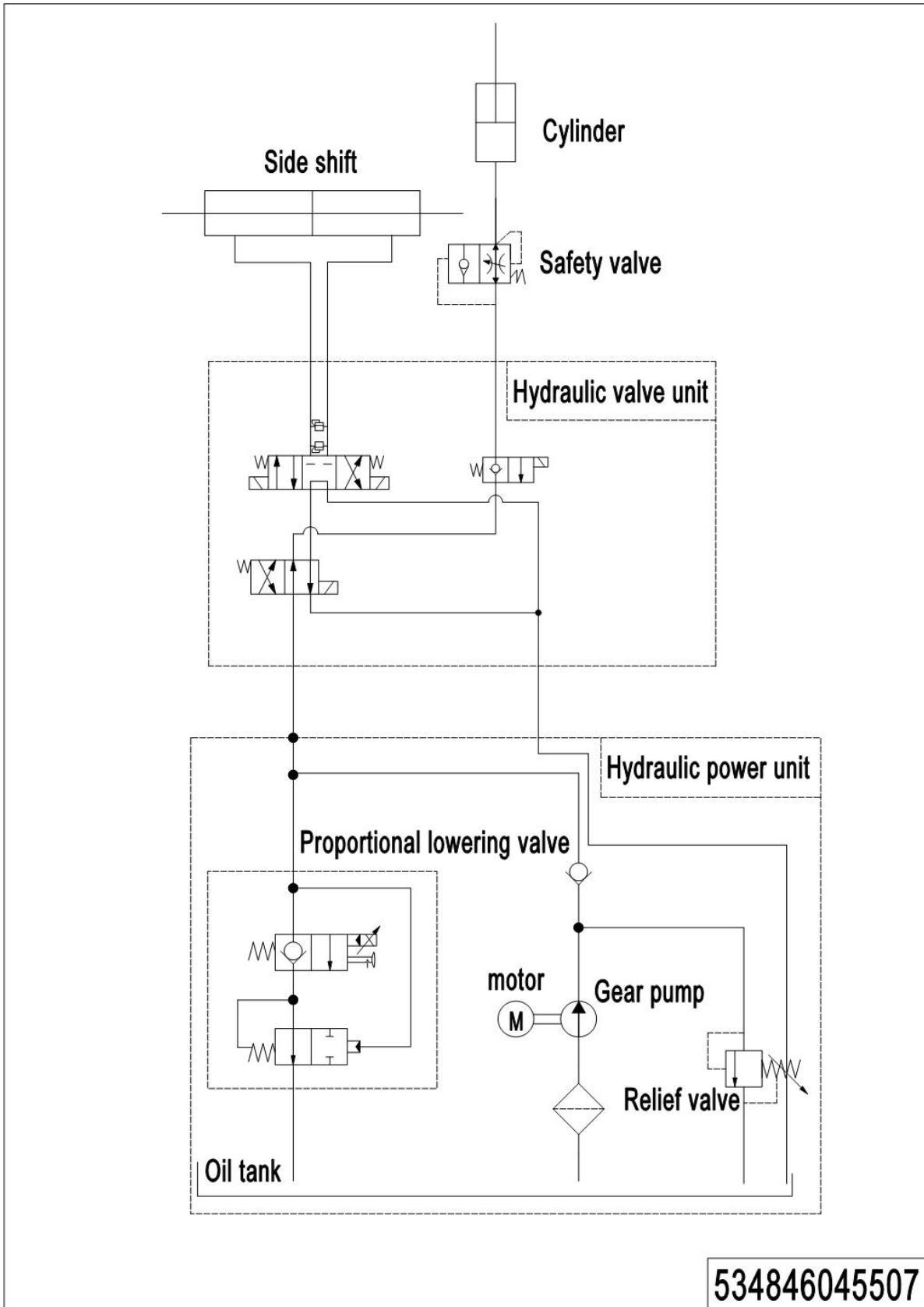


1= Supply as package. 2= Supply with constraints. 3= Phasing-out supply. 4= Supply as assembly. 5= Check other tables.

05 Hydraulic Circuit Diagram (534846045507)



06 Hydraulic Circuit Diagram (Side-shift)(534846045508)



07 Consumable Parts List

No.	Item Code	Item Description	Qty.	Chapter/ Section/ Number
1	534798520026	Carbon Brush	1	Chapter 2/03/2
2	534798510002	Seal Kit	2	Chapter 4/01/18.01
3	534798510003	Seal Kit	1	Chapter 4/01/44.01
4	534798510005	Seal Kit	2	Chapter 4/02/16.01 Chapter 4/03/16.01
5	534798510000	Seal Kit	2	Chapter 4/04/29.01
6	534798510001	Seal Kit	1	Chapter 4/04/48.01
7	534798510000	Seal Kit	2	Chapter 4/05/37.01
8	534798510001	Seal Kit	1	Chapter 4/05/64.01
9	534798510004	Seal Kit	2	Chapter 4/06/20.01
10	940400100011	Air Spring	1	Chapter 5/01/9
11	910700200019	Bearing	12	Chapter 5/03/4.01 Chapter 5/04/18.02
12	940300300009	Wheel Φ 84x70	4	Chapter 5/03/4.02
13	940300300018	Wheel Φ 100x40	2	Chapter 5/04/18.01
14	910700500002	Bearing	2	Chapter 5/04/6
15	920100100013	Fuse	1	Chapter 6/01/14 Chapter 6/02/14
16	920100200002	Fuse	2	Chapter 6/01/17 Chapter 6/02/17